



25mm/0.98in




50mm/1.96in

14mm/0.55in









## Geeignet für Hochleistungs-LED-Treiber

Stromerfassungswiderstand  
kann einen stabileren  
Konstantstrom erzeugen







Einstellbar



# Kleines Volumen


Kann problemlos in einer Vielzahl kleiner Geräte installiert werden.





Eingangsspannung: DC 5V-60V

Ausgangsspanne: DC 1.25V-26V





P3R42  
R1 R6 G  
IN-

W103  
2013

100  
63V  
UT

103  
332  
SM

IN+

RV1

RV2

SS16