



Multi model
application
Air Conditioning
Technical Data
3MXM-A



3MXM40A2V1B
3MXM52A2V1B
3MXM68A2V1B

TABLE OF CONTENTS

3MXM-A

1	Features	4
	3MXM-A	4
2	Specifications	5
3	Electrical data	7
4	Combination table	8
5	Capacity tables	13
	Capacity Table Legend	13
	Heating Capacity Tables	14
6	Dimensional drawings	16
7	Centre of gravity	17
8	Piping diagrams	18
9	Wiring diagrams	19
	Wiring Diagrams - Single Phase	19
10	Sound data	20
	Sound Pressure Spectrum	20
11	Installation	21
	Installation Method	21
12	Operation range	23

1 Features

1 - 1 3MXM-A

- › New design outlook for outdoor unit
- › Seasonal efficiency values up to A+++ in cooling and A++ in heating thanks to its up-to-date technology and built-in intelligence
- › Up to 3 indoor units can be connected to 1 multi outdoor unit; all indoor units are individually controllable and do not need to be installed in the same room or at the same time. They operate simultaneously within the same heating or cooling mode.
- › Choosing for an R-32 product, reduces the environmental impact with 68% compared to R-410A and leads directly to lower energy consumption thanks to its high energy efficiency
- › Different types of indoor units can be connected: e.g. wall mounted, ceiling mounted cassette corner, concealed ceiling unit
- › Outdoor units are fitted with a swing compressor, renowned for its low noise and high energy efficiency

1

Inverter

2 Specifications

2 - 1 3MXM-A

Technical specifications					3MXM40A	3MXM52A	3MXM68A	
Casing	Colour				Ivory white			
Dimensions	Unit	Height		mm	734			
		Width		mm	974			
		Depth		mm	408			
	Packed unit	Height		mm	820			
		Width		mm	1,050			
		Depth		mm	480			
Weight	Unit			kg	57		62	
	Packed unit			kg	63		67	
Heat exchanger	Length		mm		920			
	Rows	Quantity		2				
	Fin pitch		mm		1.40			
	Stages	Quantity		32				
	Passes	Quantity		6.00				
	Tube type				Hi-XA			
	Tube diameter		mm		8.0			
	Fin	Type		WHS8 FIN-HYDROPHILIC				
		Treatment		Anti-corrosion treatment				
	Fan	Type				Propeller fan		
Discharge direction				Horizontal				
Quantity				1				
Air flow rate		Cooling	High	m ³ /min	42.0		46.5	
				cfm	1,483		1,642	
			Medium	m ³ /min	42.0		42.5	
				cfm	1,483		1,501	
		Heating	High	m ³ /min	24.0		24.1	
				cfm	847		851	
			Medium	m ³ /min	41.0		43.8	
				cfm	1,447		1,547	
Low		m ³ /min	41.0		43.8			
		cfm	1,447		1,547			
Fan motor		Quantity				1		
	Model				D55F-31			
Output		W		55				
Fan motor	Speed	Cooling	High	rpm	700		760	
			Medium	rpm		700		
			Low	rpm		420		
	Heating	High	rpm	680		720		
		Low	rpm	420		300		
		Medium	rpm	680		720		
	Compressor	Quantity				1		
		Model				2YC40JXD#C		2YC71DXD#C
Oil Amount		cm ³		650		900		
Type				Hermetically sealed swing compressor				
Output		W		1,300		2,400		
Oil Type				FW68DA				
Operation range	Cooling	Ambient	Min.	°CDB	-10			
			Max.	°CDB	46			
	Heating	Ambient	Min.	°CDB	-15			
			Max.	°CDB	24			
Sound power level	Cooling	Max		dB(A)	63			
		Night quiet mode		dB(A)	58		59	
		Tonal adjustment		dB(A)	0			
	Heating	Max		dB(A)	63			
		Nom.		dB(A)	59		61	
		Night quiet mode		dB(A)	58		59	
Sound power level - Low sound mode (Stb. 2020, 189)	Cooling	Max.		dB(A)	62		61	
		Night quiet mode		dB(A)	57		58	
		Tonal adjustment		dB(A)	0			
	Heating	Max.		dB(A)	62		61	
		Night quiet mode		dB(A)	57		58	
		Tonal adjustment		dB(A)	0			
Sound pressure level	Cooling	Nom.		dB(A)	46		48	
	Heating	Nom.		dB(A)	47		48	
Refrigerant	Type				R-32			
	Charge		kg		1.80		2.00	
	Charge		TCO ₂ Eq		1.22		1.35	
	Control				Expansion valve			
	GWP				675			

2 Specifications

2 - 1 3MXM-A

2

Technical specifications				3MXM40A	3MXM52A	3MXM68A
Piping connections	Liquid	Quantity			3	
		OD	mm		6.35	
Piping connections	Gas	Quantity			1	
		OD	mm		9.5	
Drain	Quantity				1	
	OD	mm			16 (inner diameter of connecting hose)	
Gas 2	Quantity				2	
	OD	mm			12.7	
Piping length	OU - IU	Min.	m		3 (1)	
		Max.	m		25 (1)	
	System	Chargeless	m		30	
Additional refrigerant charge					0.02 (for piping length exceeding 30m)	
Level difference	IU - OU	Max.	m		15	
		IU - IU	m		7.5	
Heat insulation					Both liquid and gas pipes	
Total piping length	System	Actual	m		50 (2)	50
		Capacity control Method				Variable (inverter)

Standard accessories: Installation manual; Quantity: 1;

Standard accessories: Screw bag; Quantity: 1;

Standard accessories: Drain plug; Quantity: 1;

Standard accessories: Reducer assembly; Quantity: 1;

Standard accessories: Drain cap (1); Quantity: 6;

Standard accessories: Drain cap (2); Quantity: 3;

Electrical specifications				3MXM40A	3MXM52A	3MXM68A	
Power supply	Phase				1~		
	Frequency		Hz		50		
	Voltage		V		220-240		
Wiring connections	For power supply	Quantity			3		
		Remark			Earth wire included		
	For connection with indoor	Quantity				4	
		Remark				Earth wire included	

(1)For one room |

(2)For combination with CVXM-A, FVXM-A - maximum piping length is 30m. |

See separate drawing for operation range |

See separate drawing for electrical data |

Contains fluorinated greenhouse gases

3 Electrical data

3 - 1 Electrical Data

2MXM68-A

3MXM-A

4MXM-A

5MXM-A

Outdoor unit	Power supply			·RA· indoor units (·10·% safety factor)		Other indoor units (·10·% safety factor)		Compressor		Outdoor fan motor	
	Hz	Voltage	Voltage range	MCA	MFA	MCA	MFA	RHz	RLA	kW	FLA
2MXM68N2V1B 2MXM68A2V1B	50	220	Maximum ·50·Hz ·264·V	16,94	20	19,80	20	-	7,8	0,056	0,37
	50	230							7,5		
	50	240	Minimum ·50·Hz ·198·V						8,7		
3MXM40N2V1B9	50	220	Maximum ·50·Hz ·264·V	14,31	16	15,97	16	-	2,9	0,056	0,37
	50	230							3,0		
	50	240	Minimum ·50·Hz ·198·V						3,1		
3MXM52N2V1B9	50	220	Maximum ·50·Hz ·264·V	14,59	20	16,27	20	-	4,5	0,056	0,37
	50	230							4,7		
	50	240	Minimum ·50·Hz ·198·V						4,9		
3MXM68N2V1B9 3MXM68A2V1B	50	220	Maximum ·50·Hz ·264·V	17,19	20	19,81	20	-	8,0	0,056	0,37
	50	230							8,4		
	50	240	Minimum ·50·Hz ·198·V						8,7		
4MXM68N2V1B9 4MXM68A2V1B	50	220	Maximum ·50·Hz ·264·V	17,36	20	19,81	20	-	7,0	0,056	0,37
	50	230							7,3		
	50	240	Minimum ·50·Hz ·198·V						7,6		
4MXM80N2V1B9 4MXM80A2V1B	50	220	Maximum ·50·Hz ·264·V	17,04	25	20,36	25	-	8,5	0,075	0,50
	50	230							8,9		
	50	240	Minimum ·50·Hz ·198·V						9,3		
5MXM90N2V1B9 5MXM90A2V1B	50	220	Maximum ·50·Hz ·264·V	21,70	32	25,88	32	-	9,2	0,075	0,50
	50	230							9,6		
	50	240	Minimum ·50·Hz ·198·V						10,0		
3AMXM52N2V1B9	50	220	Maximum ·50·Hz ·264·V	18,19	20	16,27	20	-	4,5	0,056	0,37
	50	230							4,7		
	50	240	Minimum ·50·Hz ·198·V						4,9		
3MXF52A2V1B9	50	220	Maximum ·50·Hz ·264·V	14,59	20	16,27	20	-	4,5	0,056	0,37
	50	230							4,7		
	50	240	Minimum ·50·Hz ·198·V						4,9		
3AMXF52A2V1B9	50	220	Maximum ·50·Hz ·264·V	14,59	20	16,27	20	-	4,5	0,056	0,37
	50	230							4,7		
	50	240	Minimum ·50·Hz ·198·V						4,9		
3MXF68A2V1B9	50	220	Maximum ·50·Hz ·264·V	17,19	20	19,81	20	-	8,0	0,056	0,37
	50	230							8,4		
	50	240	Minimum ·50·Hz ·198·V						8,7		
3MXM40N2V1B8 3MXM40A2V1B	50	220	Maximum ·50·Hz ·264·V	14,31	16	15,97	16	-	2,9	0,056	0,37
	50	230							3,0		
	50	240	Minimum ·50·Hz ·198·V						3,1		
3MXM52N2V1B8 3MXM52A2V1B	50	220	Maximum ·50·Hz ·264·V	14,59	20	16,27	20	-	4,5	0,056	0,37
	50	230							4,7		
	50	240	Minimum ·50·Hz ·198·V						4,9		

Symbols

- MCA: Minimum Circuit Ampere [A]
- MFA: Maximum Fuse Ampere [A]
- RLA: Rated load amps [A]
- OFM: Outdoor fan motor
- MSC: Maximum starting current
- FLA: Full Load Ampere [A]
- kW: Fan motor rated output [kW]

Notes

- 1) The ·RLA· is based on the following conditions.
Outdoor temperature ·35·°C DB
Indoor temperature ·27·°C DB / ·19·°C WB
- 2) Select the wire size according to the MCA.
- 3) The maximum allowable voltage that is unbalanced between phases is ·2·%.
- 4) Use a circuit breaker instead of a fuse.
- 5) Only for wall-mounted ·FVXM· units

3D129421C

4 Combination table

4 - 1 Combination Table

3MXM40A

Cooling · 230V 50Hz

4

Outdoor unit	Indoor unit	Cooling capacity [kW]			Total capacity [kW]			Power input [kW]			Total current [A]			Power factor [%]
		Room -A-	Room -B-	Room -C-	Minimum	Nominal	Maximum	Minimum	Nominal	Maximum	Minimum	Nominal	Maximum	
3MXM40M2V1B 3MXM40M3V1B 3MXM40N2V1B 3MXM40N2V1B9 3MXM40N2V1B8 3MXM40N2V1B7 3MXM40A2V1B	1.5	1,50	-	-	1,40	1,50	2,20	0,32	0,35	0,46	1,52	1,63	2,20	91
	2.0	2,00	-	-	1,40	2,00	2,90	0,32	0,48	0,71	1,52	2,28	3,40	91
	2.5	2,50	-	-	1,40	2,50	3,10	0,32	0,64	0,82	1,52	3,05	3,90	91
	3.5	3,50	-	-	1,40	3,50	4,10	0,32	0,98	1,19	1,52	4,68	5,70	91
	1.5+1.5	1,50	1,50	-	1,60	3,00	4,20	0,34	0,59	1,14	1,63	2,82	5,44	91
	1.5+2.0	1,50	2,00	-	1,60	3,50	4,20	0,34	0,71	1,12	1,63	3,40	5,33	91
	1.5+2.5	1,50	2,50	-	1,60	4,00	4,20	0,34	0,86	1,10	1,63	4,11	5,33	91
	1.5+3.5	1,20	2,80	-	1,60	4,00	4,40	0,34	0,85	1,13	1,63	4,07	5,41	91
	2.0+2.0	2,00	2,00	-	1,60	4,00	4,50	0,34	0,84	1,09	1,63	4,02	5,22	91
	2.0+2.5	1,78	2,22	-	1,60	4,00	4,50	0,34	0,83	1,07	1,63	3,97	5,22	91
	2.0+3.5	1,45	2,55	-	1,60	4,00	4,50	0,34	0,83	1,03	1,63	3,97	5,22	91
	2.5+2.5	2,00	2,00	-	1,60	4,00	4,50	0,34	0,83	1,05	1,63	3,97	5,22	91
	2.5+3.5	1,67	2,33	-	1,60	4,00	4,60	0,34	0,82	1,03	1,63	3,92	4,93	91
	3.5+3.5	2,00	2,00	-	1,60	4,00	4,60	0,34	0,82	1,01	1,63	3,92	4,84	91
	1.5+1.5+1.5	1,33	1,33	1,33	1,70	4,00	4,60	0,36	0,78	0,98	1,74	3,73	4,68	91
	1.5+1.5+2.0	1,20	1,20	1,60	1,70	4,00	4,60	0,36	0,77	0,96	1,74	3,68	4,68	91
	1.5+1.5+2.5	1,09	1,09	1,82	1,70	4,00	4,60	0,36	0,77	0,94	1,74	3,68	4,68	91
	1.5+1.5+3.5	0,92	0,92	2,15	1,70	4,00	4,60	0,36	0,76	0,90	1,74	3,64	4,68	91
	1.5+2.0+2.0	1,09	1,45	1,45	1,70	4,00	4,60	0,36	0,77	0,92	1,74	3,68	4,68	91
	1.5+2.0+2.5	1,00	1,33	1,67	1,70	4,00	4,60	0,36	0,76	0,91	1,74	3,64	4,68	91
	1.5+2.0+3.5	0,86	1,14	2,00	1,70	4,00	4,60	0,36	0,76	0,89	1,74	3,64	4,68	91
	1.5+2.5+2.5	0,92	1,54	1,54	1,70	4,00	4,60	0,36	0,76	0,87	1,74	3,64	4,68	91
	2.0+2.0+2.0	1,33	1,33	1,33	1,70	4,00	4,60	0,36	0,76	0,85	1,74	3,64	4,68	91
	2.0+2.0+2.5	1,23	1,23	1,54	1,70	4,00	4,60	0,36	0,76	0,83	1,74	3,64	4,68	91
	2.0+2.5+2.5	1,14	1,43	1,43	1,70	4,00	4,60	0,36	0,75	0,81	1,74	3,59	4,68	91

Notes

- The total capacity of each connected indoor unit is up to 7.0 kW.
- The values mentioned in this document are for connecting with the following indoor unit types:
-1.5, 2.0, 2.5, 3.5 kW class
Wall-mounted · CTXA-AS, CTXA-AT, CTXA-AW, CTXA-BB, CTXA-BS, CTXA-BT, CTXM-M, CTXM-N, CTXM-R, FTXA-AS, FTXA-AT, FTXA-AW, FTXA-BB, FTXA-BS, FTXA-BT, FTXM-M, FTXM-N, FTXM-R, FTXJ-AB, FTXJ-AS, FTXJ-AW-series
- Cooling capacity conditions
Indoor temperature · 27°C DB / -19°C WB
Outdoor temperature · 35°C DB
- For additional information on the connection of the DHW generator for Multi and the Hybrid for Multi, see · 3D106169.

4D139801A

3MXM40A

Heating · 230V 50Hz

Outdoor unit	Indoor unit	Heating capacity [kW]			Total capacity [kW]			Power input [kW]			Total current [A]			Power factor [%]
		Room -A-	Room -B-	Room -C-	Minimum	Nominal	Maximum	Minimum	Nominal	Maximum	Minimum	Nominal	Maximum	
3MXM40M2V1B 3MXM40M3V1B 3MXM40N2V1B 3MXM40N2V1B9 3MXM40N2V1B8 3MXM40N2V1B7 3MXM40A2V1B	1.5	2,30	-	-	1,10	2,30	3,30	0,30	0,60	0,82	1,38	2,77	3,83	93
	2.0	2,70	-	-	1,10	2,70	3,70	0,30	0,76	1,23	1,38	3,51	5,75	93
	2.5	3,40	-	-	1,10	3,40	4,10	0,30	1,01	1,28	1,38	4,68	5,96	93
	3.5	4,20	-	-	1,10	4,20	4,80	0,30	1,42	1,71	1,38	6,60	7,98	93
	1.5+1.5	1,80	1,80	-	1,20	3,60	5,00	0,32	0,69	1,30	1,49	3,23	6,07	93
	1.5+2.0	1,63	2,17	-	1,20	3,80	5,00	0,32	0,73	1,28	1,49	3,41	5,96	93
	1.5+2.5	1,61	2,69	-	1,20	4,30	5,00	0,32	0,92	1,26	1,49	4,32	5,96	93
	1.5+3.5	1,38	3,22	-	1,20	4,60	5,00	0,32	0,98	1,22	1,49	4,59	5,96	93
	2.0+2.0	2,30	2,30	-	1,20	4,60	5,00	0,32	0,97	1,25	1,49	4,54	5,85	93
	2.0+2.5	2,04	2,56	-	1,20	4,60	5,00	0,32	0,98	1,23	1,49	4,59	5,85	93
	2.0+3.5	1,67	2,93	-	1,20	4,60	5,00	0,32	0,97	1,19	1,49	4,54	5,85	93
	2.5+2.5	2,30	2,30	-	1,20	4,60	5,00	0,32	0,96	1,21	1,49	4,49	5,85	93
	2.5+3.5	1,92	2,68	-	1,20	4,60	5,00	0,32	0,95	1,17	1,49	4,45	5,85	93
	3.5+3.5	2,30	2,30	-	1,20	4,60	5,00	0,32	0,94	1,15	1,49	4,40	5,75	93
	1.5+1.5+1.5	1,53	1,53	1,53	1,30	4,60	5,10	0,32	0,89	1,02	1,49	4,17	4,79	93
	1.5+1.5+2.0	1,38	1,38	1,84	1,30	4,60	5,10	0,32	0,89	1,01	1,49	4,17	4,72	93
	1.5+1.5+2.5	1,25	1,25	2,09	1,30	4,60	5,10	0,32	0,89	0,99	1,49	4,17	4,63	93
	1.5+1.5+3.5	1,06	1,06	2,48	1,30	4,60	5,10	0,32	0,88	0,97	1,49	4,12	4,53	93
	1.5+2.0+2.0	1,25	1,67	1,67	1,30	4,60	5,10	0,32	0,88	0,95	1,49	4,12	4,44	93
	1.5+2.0+2.5	1,15	1,53	1,92	1,30	4,60	5,10	0,32	0,87	0,93	1,49	4,07	4,35	93
	1.5+2.0+3.5	0,99	1,31	2,30	1,30	4,60	5,10	0,32	0,87	0,91	1,49	4,07	4,25	93
	1.5+2.5+2.5	1,06	1,77	1,77	1,30	4,60	5,10	0,32	0,88	0,87	1,49	4,12	4,07	93
	2.0+2.0+2.0	1,53	1,53	1,53	1,30	4,60	5,10	0,32	0,87	0,89	1,49	4,07	4,16	93
	2.0+2.0+2.5	1,42	1,42	1,77	1,30	4,60	5,10	0,32	0,87	0,86	1,49	4,07	4,02	93
	2.0+2.5+2.5	1,31	1,64	1,64	1,30	4,60	5,10	0,32	0,86	0,84	1,49	4,03	3,93	93

Notes

- The total capacity of each connected indoor unit is up to 7.0 kW.
- The values mentioned in this document are for connecting with the following indoor unit types:
-1.5, 2.0, 2.5, 3.5 kW class
Wall-mounted · CTXA-AS, CTXA-AT, CTXA-AW, CTXA-BB, CTXA-BS, CTXA-BT, CTXM-M, CTXM-N, CTXM-R, FTXA-AS, FTXA-AT, FTXA-AW, FTXA-BB, FTXA-BS, FTXA-BT, FTXM-M, FTXM-N, FTXM-R, FTXJ-AB, FTXJ-AS, FTXJ-AW-series
- Heating capacity conditions
Indoor temperature · 20°C DB
Outdoor temperature · 7°C DB / -6°C WB
- For additional information on the connection of the DHW generator for Multi and the Hybrid for Multi, see · 3D106169.

4D139802A

4 Combination table

4 - 1 Combination Table

3MXM52A

Cooling · 230V 50Hz·

Outdoor unit	Indoor unit	Cooling capacity [kW]			Total capacity [kW]			Power input [kW]			Total current [A]			Power factor [%]
		Room · A·	Room · B·	Room · C·	Minimum	Nominal	Maximum	Minimum	Nominal	Maximum	Minimum	Nominal	Maximum	
	1.5	1,50	-	-	1,40	1,50	2,40	0,34	0,36	0,63	1,50	1,62	2,86	96
	2.0	2,00	-	-	1,60	2,00	3,00	0,36	0,48	0,78	1,60	2,17	3,51	96
	2.5	2,50	-	-	1,60	2,50	3,20	0,36	0,64	0,87	1,62	2,89	3,92	96
	3.5	3,50	-	-	1,60	3,50	4,20	0,37	0,98	1,30	1,63	4,43	5,88	96
	4.2	4,20	-	-	1,60	4,20	4,80	0,37	1,21	1,55	1,63	5,47	7,04	96
	5.0	5,00	-	-	1,60	5,00	5,40	0,35	1,76	2,03	1,55	7,94	9,18	96
	1.5+1.5	1,50	1,50	-	1,70	3,00	4,70	0,35	0,55	1,32	1,55	2,50	5,98	96
	1.5+2.0	1,50	2,00	-	1,70	3,50	4,70	0,35	0,66	1,30	1,55	2,99	5,88	96
	1.5+2.5	1,50	2,50	-	1,70	4,00	5,00	0,35	0,78	1,92	1,55	3,54	8,66	96
	1.5+3.5	1,50	3,50	-	1,70	5,00	6,00	0,35	1,06	2,17	1,55	4,81	9,80	96
	1.5+4.2	1,37	3,83	-	1,70	5,20	6,10	0,35	1,10	2,26	1,55	4,99	10,21	96
	1.5+5.0	1,20	4,00	-	1,80	5,20	6,30	0,37	1,10	2,28	1,68	4,99	10,31	96
	2.0+2.0	2,00	2,00	-	1,80	4,00	5,10	0,37	0,85	1,91	1,68	3,85	8,66	96
	2.0+2.5	2,00	2,50	-	1,80	4,50	5,30	0,37	0,95	1,89	1,68	4,31	8,56	96
	2.0+3.5	1,89	3,31	-	1,80	5,20	6,30	0,37	1,10	2,30	1,68	4,99	10,38	96
	2.0+4.2	1,68	3,52	-	1,80	5,20	6,30	0,37	1,09	2,25	1,68	4,94	10,18	96
	2.0+5.0	1,49	3,71	-	1,80	5,20	6,50	0,37	1,09	2,19	1,68	4,94	9,89	96
	2.5+2.5	2,50	2,50	-	1,80	5,00	6,00	0,37	1,04	2,23	1,68	4,72	10,09	96
	2.5+3.5	2,17	3,03	-	1,80	5,20	6,10	0,37	1,09	2,21	1,68	4,94	10,00	96
	2.5+4.2	1,94	3,26	-	1,80	5,20	6,40	0,37	1,09	2,30	1,68	4,94	10,41	96
	2.5+5.0	1,73	3,47	-	1,80	5,20	6,50	0,37	1,06	2,14	1,68	4,81	9,68	96
	3.5+3.5	2,60	2,60	-	1,80	5,20	6,40	0,37	1,08	2,28	1,68	4,90	10,31	96
	3.5+4.2	2,36	2,84	-	1,80	5,20	6,40	0,37	1,08	2,26	1,68	4,90	10,21	96
	3.5+5.0	2,14	3,06	-	1,80	5,20	6,60	0,37	1,06	2,19	1,68	4,81	9,89	96
3MXM52N2V1B	4.2+4.2	2,60	2,60	-	1,80	5,20	6,50	0,37	1,07	2,24	1,68	4,85	10,11	96
3MXM52N2V1B9	1.5+1.5+1.5	1,50	1,50	1,50	1,80	4,50	6,40	0,37	0,90	2,18	1,65	4,08	9,86	96
3MXM52N2V1B8	1.5+1.5+2.0	1,44	1,44	1,92	1,80	4,80	6,40	0,37	1,02	2,16	1,65	4,61	9,78	96
3MXM52N2V1B7	1.5+1.5+2.5	1,42	1,42	2,36	1,80	5,20	6,70	0,37	1,09	2,23	1,65	4,94	10,10	96
3MXM52A2V1B	1.5+1.5+3.5	1,20	1,20	2,80	1,90	5,20	6,80	0,37	1,09	2,28	1,65	4,94	10,30	96
	1.5+1.5+4.2	1,08	1,08	3,03	1,90	5,20	6,80	0,37	1,08	2,26	1,65	4,90	10,20	96
	1.5+1.5+5.0	0,98	0,98	3,25	1,90	5,20	7,10	0,33	1,05	2,17	1,51	4,76	9,80	96
	1.5+2.0+2.0	1,42	1,89	1,89	1,80	5,20	6,45	0,37	1,10	2,13	1,65	4,99	9,64	96
	1.5+2.0+2.5	1,30	1,73	2,17	1,80	5,20	6,70	0,37	1,09	2,19	1,65	4,94	9,90	96
	1.5+2.0+3.5	1,11	1,49	2,60	1,90	5,20	6,80	0,37	1,08	2,23	1,65	4,90	10,10	96
	1.5+2.0+4.2	1,01	1,35	2,84	1,90	5,20	6,80	0,37	1,08	2,19	1,65	4,90	9,90	96
	1.5+2.0+5.0	0,92	1,22	3,06	1,90	5,20	7,20	0,33	1,04	2,15	1,51	4,72	9,70	96
	1.5+2.5+2.5	1,20	2,00	2,00	1,80	5,20	6,70	0,37	1,09	2,17	1,65	4,94	9,80	96
	1.5+2.5+3.5	1,04	1,73	2,43	1,90	5,20	6,80	0,37	1,08	2,21	1,65	4,90	10,00	96
	1.5+2.5+4.2	0,95	1,59	2,66	1,90	5,20	6,80	0,37	1,07	2,19	1,65	4,85	9,90	96
	1.5+2.5+5.0	0,87	1,44	2,89	1,90	5,20	7,30	0,33	1,04	2,17	1,51	4,72	9,80	96
	1.5+3.5+3.5	0,92	2,14	2,14	1,80	5,20	7,30	0,37	1,07	2,15	1,65	4,85	9,70	96
	2.0+2.0+2.0	1,73	1,73	1,73	1,80	5,20	6,50	0,37	1,07	2,06	1,65	4,85	9,34	96
	2.0+2.0+2.5	1,60	1,60	2,00	1,80	5,20	7,00	0,37	1,06	2,21	1,65	4,81	10,00	96
	2.0+2.0+3.5	1,39	1,39	2,43	1,90	5,20	7,20	0,39	1,05	2,17	1,75	4,76	9,80	96
	2.0+2.0+4.2	1,27	1,27	2,66	1,90	5,20	7,20	0,39	1,04	2,15	1,75	4,72	9,70	96
	2.0+2.0+5.0	1,16	1,16	2,89	1,90	5,20	7,30	0,35	1,03	2,19	1,59	4,67	9,91	96
	2.0+2.5+2.5	1,49	1,86	1,86	1,80	5,20	7,10	0,39	1,05	2,12	1,75	4,76	9,60	96
	2.0+2.5+3.5	1,30	1,63	2,28	1,90	5,20	7,20	0,39	1,04	2,15	1,75	4,72	9,70	96
	2.0+2.5+4.2	1,20	1,49	2,51	1,90	5,20	7,20	0,39	1,04	2,14	1,75	4,72	9,65	96
	2.0+3.5+3.5	1,16	2,02	2,02	1,90	5,20	7,30	0,39	1,04	2,15	1,75	4,72	9,70	96
	2.5+2.5+2.5	1,73	1,73	1,73	1,90	5,20	7,10	0,39	1,04	2,19	1,75	4,72	9,90	96
	2.5+2.5+3.5	1,53	1,53	2,14	1,90	5,20	7,20	0,39	1,04	2,16	1,75	4,72	9,75	96

Notes

- The total capacity of each connected indoor unit is up to ·9.0·kW.
- The values mentioned in this document are for connecting with the following indoor unit types:
 ·1.5, 2.0, 2.5, 3.5, 4.2, 5.0· kW class
 Wall-mounted ·CTXA-AS, CXTA-AT, CXTA-AW, CXTA-BB, CXTA-BS, CXTA-BT, CXTM-M, CXTM-N, CXTM-R, FTXA-AS, FTXA-AT, FTXA-AW, FTXA-BB, FTXA-BS, FTXA-BT, FTXM-M, FTXM-N, FTXM-R, FTXJ-AB, FTXJ-AS, FTXJ-AW· series
- Cooling capacity conditions
 Indoor temperature ·27·°C DB / ·19·°C WB
 Outdoor temperature ·35·°C DB
- For additional information on the connection of the DHW generator for Multi and the Hybrid for Multi, see ·3D106169·.

4D139804A

4 Combination table

4 - 1 Combination Table

4

3MXM52A

Heating -230V 50Hz-

Outdoor unit	Indoor unit	Heating capacity [kW]			Total capacity [kW]			Power input [kW]			Total current [A]			Power factor [%]
		Room -A-	Room -B-	Room -C-	Minimum	Nominal	Maximum	Minimum	Nominal	Maximum	Minimum	Nominal	Maximum	
3MXM52N2V18 3MXM52N2V1B9 3MXM52N2V1B8 3MXM52N2V1B7 3MXM52A2V1B	1.5	2.30	-	-	1.10	2.30	3.40	0.30	0.57	1.09	1.34	2.55	4.94	96
	2.0	3.00	-	-	1.10	3.00	3.80	0.30	0.84	1.27	1.34	3.82	5.75	96
	2.5	3.40	-	-	1.10	3.40	4.20	0.30	1.01	1.36	1.34	4.54	6.16	96
	3.5	4.20	-	-	1.10	4.20	4.80	0.30	1.42	1.74	1.34	6.39	7.88	96
	4.2	4.80	-	-	1.10	4.80	5.60	0.30	1.62	2.03	1.34	7.32	9.18	96
	5.0	5.80	-	-	1.20	5.80	6.80	0.33	2.17	2.58	1.48	9.80	11.68	96
	1.5+1.5	1.80	1.80	-	1.20	3.60	5.80	0.32	0.67	1.62	1.44	3.04	7.34	96
	1.5+2.0	1.71	2.29	-	1.20	4.00	5.80	0.32	0.77	1.60	1.44	3.49	7.25	96
	1.5+2.5	1.73	2.88	-	1.20	4.60	6.90	0.32	0.93	2.06	1.44	4.21	9.33	96
	1.5+3.5	1.65	3.85	-	1.20	5.50	7.00	0.32	1.22	2.25	1.44	5.53	10.19	96
	1.5+4.2	1.58	4.42	-	1.20	6.00	7.00	0.32	1.42	2.23	1.44	6.44	10.10	96
	1.5+5.0	1.57	5.23	-	1.30	6.80	7.20	0.32	1.58	2.30	1.44	7.16	10.42	96
	2.0+2.0	2.38	2.38	-	1.20	4.75	7.00	0.32	1.11	2.26	1.44	5.03	10.24	96
	2.0+2.5	2.31	2.89	-	1.20	5.20	7.00	0.32	1.21	2.25	1.44	5.47	10.19	96
	2.0+3.5	2.33	4.07	-	1.20	6.40	7.10	0.32	1.48	2.26	1.44	6.69	10.24	96
	2.0+4.2	2.19	4.61	-	1.20	6.80	7.10	0.32	1.56	2.24	1.44	7.07	10.14	96
	2.0+5.0	1.94	4.86	-	1.40	6.80	7.20	0.32	1.53	2.28	1.44	6.93	10.32	96
	2.5+2.5	2.90	2.90	-	1.20	5.80	7.00	0.32	1.31	2.23	1.44	5.91	10.10	96
	2.5+3.5	2.83	3.97	-	1.30	6.80	7.20	0.32	1.53	2.35	1.44	6.93	10.64	96
	2.5+4.2	2.54	4.26	-	1.30	6.80	7.20	0.32	1.52	2.33	1.44	6.89	10.55	96
	2.5+5.0	2.27	4.53	-	1.40	6.80	7.40	0.32	1.50	2.33	1.44	6.80	10.52	96
	3.5+3.5	3.40	3.40	-	1.40	6.80	7.30	0.32	1.52	2.38	1.44	6.89	10.78	96
	3.5+4.2	3.09	3.71	-	1.40	6.80	7.30	0.32	1.51	2.36	1.44	6.84	10.69	96
	3.5+5.0	2.80	4.00	-	1.45	6.80	7.50	0.32	1.50	2.30	1.44	6.80	10.42	96
	4.2+4.2	3.40	3.40	-	1.40	6.80	7.30	0.32	1.50	2.35	1.44	6.80	10.62	96
	1.5+1.5+1.5	1.83	1.83	1.83	1.30	5.50	8.00	0.32	1.13	2.12	1.44	5.13	9.60	96
	1.5+1.5+2.0	1.83	1.83	2.44	1.30	6.10	8.00	0.32	1.26	2.10	1.44	5.69	9.51	96
	1.5+1.5+2.5	1.83	1.83	3.05	1.30	6.70	8.00	0.32	1.37	2.08	1.44	6.20	9.42	96
	1.5+1.5+3.5	1.85	1.85	4.31	1.40	8.00	8.10	0.32	1.62	2.13	1.44	7.35	9.65	96
	1.5+1.5+4.2	1.42	1.42	3.97	1.40	6.80	8.10	0.32	1.38	2.11	1.44	6.25	9.56	96
	1.5+1.5+5.0	1.28	1.28	4.25	1.60	6.80	8.30	0.32	1.32	2.09	1.44	5.98	9.47	96
	1.5+2.0+2.0	1.83	2.44	2.44	1.30	6.70	8.00	0.32	1.37	2.14	1.44	6.20	9.69	96
	1.5+2.0+2.5	1.70	2.27	2.83	1.30	6.80	8.00	0.32	1.38	2.12	1.44	6.25	9.60	96
	1.5+2.0+3.5	1.46	1.94	3.40	1.40	6.80	8.10	0.32	1.37	2.16	1.44	6.21	9.78	96
	1.5+2.0+4.2	1.32	1.77	3.71	1.40	6.80	8.10	0.32	1.36	2.14	1.44	6.16	9.69	96
	1.5+2.0+5.0	1.20	1.60	4.00	1.60	6.80	8.30	0.32	1.31	2.07	1.44	5.94	9.38	96
	1.5+2.5+2.5	1.57	2.62	2.62	1.30	6.80	8.00	0.32	1.38	2.12	1.44	6.25	9.60	96
	1.5+2.5+3.5	1.36	2.27	3.17	1.40	6.80	8.10	0.32	1.37	2.13	1.44	6.21	9.65	96
	1.5+2.5+4.2	1.24	2.07	3.48	1.40	6.80	8.10	0.32	1.36	2.11	1.44	6.16	9.56	96
	1.5+2.5+5.0	1.13	1.89	3.78	1.60	6.80	8.30	0.32	1.30	2.09	1.44	5.89	9.47	96
	1.5+3.5+3.5	1.20	2.80	2.80	1.30	6.80	8.20	0.32	1.36	2.14	1.44	6.16	9.69	96
	2.0+2.0+2.0	2.27	2.27	2.27	1.30	6.80	8.00	0.32	1.39	2.13	1.44	6.30	9.65	96
	2.0+2.0+2.5	2.09	2.09	2.62	1.30	6.80	8.00	0.32	1.38	2.11	1.44	6.25	9.56	96
	2.0+2.0+3.5	1.81	1.81	3.17	1.40	6.80	8.10	0.32	1.37	2.12	1.44	6.21	9.60	96
	2.0+2.0+4.2	1.66	1.66	3.48	1.40	6.80	8.10	0.32	1.36	2.10	1.44	6.16	9.51	96
	2.0+2.0+5.0	1.51	1.51	3.78	1.60	6.80	8.30	0.32	1.29	2.08	1.44	5.85	9.42	96
	2.0+2.5+2.5	1.94	2.43	2.43	1.30	6.80	8.00	0.32	1.37	2.09	1.44	6.21	9.47	96
	2.0+2.5+3.5	1.70	2.13	2.98	1.50	6.80	8.10	0.32	1.36	2.11	1.44	6.16	9.56	96
	2.0+2.5+4.2	1.56	1.95	3.28	1.50	6.80	8.10	0.32	1.35	2.11	1.44	6.12	9.56	96
	2.0+3.5+3.5	1.51	2.64	2.64	1.50	6.80	8.20	0.32	1.35	2.15	1.44	6.12	9.74	96
2.5+2.5+2.5	2.27	2.27	2.27	1.40	6.80	8.00	0.32	1.36	2.07	1.44	6.16	9.38	96	
2.5+2.5+3.5	2.00	2.00	2.80	1.50	6.80	8.10	0.32	1.35	2.09	1.44	6.12	9.47	96	

Notes

- The total capacity of each connected indoor unit is up to 9.0 kW.
- The values mentioned in this document are for connecting with the following indoor unit types:
 -1.5, 2.0, 2.5, 3.5, 4.2, 5.0- kW class
 Wall-mounted -CTXA-AS, CTXA-AT, CTXA-AW, CTXA-BB, CTXA-BS, CTXA-BT, CTXM-M, CTXM-N, CTXM-R, FTXA-AS, FTXA-AT, FTXA-AW, FTXA-BB, FTXA-BS, FTXA-BT, FTXM-M, FTXM-N, FTXM-R, FTXJ-AB, FTXJ-AS, FTXJ-AW- series
- Heating capacity conditions
 Indoor temperature -20 °C DB
 Outdoor temperature -7 °C DB / -6 °C WB
- For additional information on the connection of the DHW generator for Multi and the Hybrid for Multi, see -3D106169-.

4D139806A

4 Combination table

4 - 1 Combination Table

3MXM68A

Cooling - 230V 50Hz-

Outdoor unit	Indoor unit	Cooling capacity [kW]			Total capacity [kW]			Power input [kW]			Total current [A]			Power factor [%]
		Room · A	Room · B	Room · C	Minimum	Nominal	Maximum	Minimum	Nominal	Maximum	Minimum	Nominal	Maximum	
	1.5	1.60	-	-	1.52	1.60	2.49	0.40	0.42	0.59	1.82	1.98	2.71	95
	2.0	2.00	-	-	1.65	2.00	3.00	0.41	0.43	0.67	1.89	2.08	3.08	95
	2.5	2.50	-	-	1.74	2.50	3.44	0.44	0.44	0.82	2.00	2.62	3.77	95
	3.5	3.50	-	-	1.93	3.50	4.86	0.46	0.46	1.43	2.09	3.84	6.53	95
	4.2	4.20	-	-	1.93	4.20	5.33	0.46	0.46	1.43	2.09	3.93	6.56	95
	5.0	5.00	-	-	1.94	5.00	6.03	0.44	0.44	2.13	2.00	7.20	9.77	95
	6.0	6.00	-	-	1.94	6.00	6.51	0.44	0.44	2.13	2.00	7.29	9.77	95
	1.5+1.5	1.50	1.50	-	1.95	3.00	4.79	0.40	0.51	1.15	1.81	2.34	5.25	95
	1.5+2.0	1.50	2.00	-	1.95	3.50	4.96	0.40	0.62	1.22	1.81	2.84	5.58	95
	1.5+2.5	1.50	2.50	-	1.95	4.00	5.28	0.40	0.75	1.36	1.81	3.44	6.23	95
	1.5+3.5	1.50	3.50	-	1.95	5.00	6.17	0.39	1.04	1.83	1.77	4.76	8.39	95
	1.5+4.2	1.50	4.20	-	1.95	5.70	6.39	0.39	1.27	1.96	1.77	5.82	8.97	95
	1.5+5.0	1.50	5.00	-	1.95	6.50	7.08	0.38	1.50	2.23	1.73	6.87	10.22	95
	1.5+6.0	1.36	5.44	-	1.96	6.80	7.59	0.37	1.62	2.36	1.68	7.42	10.79	95
	2.0+2.0	2.00	2.00	-	1.95	4.00	5.12	0.40	0.75	1.29	1.81	3.44	5.91	95
	2.0+2.5	2.00	2.50	-	1.95	4.50	5.44	0.40	0.89	1.43	1.81	4.08	6.56	95
	2.0+3.5	2.00	3.50	-	1.95	5.50	6.30	0.39	1.17	1.91	1.77	5.36	8.76	95
	2.0+4.2	2.00	4.20	-	1.95	6.20	6.51	0.39	1.43	2.05	1.77	6.55	9.37	95
	2.0+5.0	1.94	4.86	-	1.95	6.80	7.26	0.38	1.59	2.36	1.73	7.28	10.79	95
	2.0+6.0	1.70	5.10	-	1.96	6.80	7.71	0.37	1.61	2.45	1.68	7.37	11.20	95
	2.5+2.5	2.50	2.50	-	1.95	5.00	6.10	0.41	1.01	1.78	1.89	4.63	8.15	95
	2.5+3.5	2.50	3.50	-	1.95	6.00	6.57	0.40	1.29	2.11	1.81	5.91	9.65	95
	2.5+4.2	2.50	4.20	-	1.95	6.70	6.95	0.40	1.51	2.38	1.81	6.92	10.88	95
	2.5+5.0	2.27	4.53	-	1.95	6.80	7.37	0.37	1.50	2.45	1.68	6.87	11.20	95
	2.5+6.0	2.00	4.80	-	1.96	6.80	7.71	0.35	1.48	2.45	1.60	6.78	11.20	95
	3.5+3.5	3.40	3.40	-	1.95	6.80	7.13	0.38	1.45	2.37	1.73	6.64	10.83	95
	3.5+4.2	3.09	3.71	-	1.95	6.80	7.24	0.38	1.45	2.46	1.73	6.64	11.24	95
	3.5+5.0	2.80	4.00	-	1.95	6.80	7.76	0.35	1.42	2.78	1.60	6.50	12.71	95
	3.5+6.0	2.51	4.29	-	2.26	6.80	8.07	0.40	1.40	2.72	1.81	6.41	12.46	95
	4.2+4.2	3.40	3.40	-	1.95	6.80	7.14	0.38	1.44	2.37	1.73	6.60	10.83	95
	4.2+5.0	3.10	3.70	-	1.95	6.80	7.77	0.35	1.41	2.78	1.60	6.46	12.71	95
	4.2+6.0	2.80	4.00	-	2.26	6.80	8.08	0.40	1.40	2.72	1.81	6.41	12.46	95
	5.0+5.0	3.40	3.40	-	2.34	6.80	8.22	0.43	1.38	2.98	1.98	6.32	13.65	95
	5.0+6.0	3.09	3.71	-	2.47	6.80	8.45	0.44	1.37	2.92	2.02	6.28	13.36	95
	1.5+1.5+1.5	1.50	1.50	1.50	1.96	4.50	6.40	0.39	0.61	1.57	1.77	2.80	7.17	95
	1.5+1.5+2.0	1.44	1.44	1.92	1.96	4.80	6.56	0.39	0.70	1.65	1.77	3.21	7.54	95
	1.5+1.5+2.5	1.42	1.42	2.36	1.96	5.20	6.72	0.39	0.83	1.73	1.77	3.81	7.90	95
	1.5+1.5+3.5	1.50	1.50	3.50	1.96	6.50	7.11	0.38	1.56	1.92	1.73	7.14	8.80	95
	1.5+1.5+4.2	1.42	1.42	3.97	1.96	6.80	7.33	0.38	1.80	2.05	1.73	8.24	9.37	95
	1.5+1.5+5.0	1.28	1.28	4.25	1.96	6.80	7.74	0.36	1.75	2.22	1.64	8.01	10.14	95
	1.5+1.5+6.0	1.13	1.13	4.53	2.31	6.80	7.99	0.40	1.73	2.17	1.85	7.92	9.94	95
3MXM68N2V1B	1.5+2.0+2.0	1.50	2.00	2.00	1.96	5.50	6.48	0.39	1.01	1.61	1.77	4.63	7.37	95
3MXM68N2V1B9	1.5+2.0+2.5	1.50	2.00	2.50	1.96	6.00	6.87	0.39	1.32	1.81	1.77	6.05	8.26	95
3MXM68A2V1B	1.5+2.0+3.5	1.46	1.94	3.40	1.96	6.80	7.25	0.38	1.80	2.01	1.73	8.24	9.21	95
	1.5+2.0+4.2	1.32	1.77	3.71	1.96	6.80	7.47	0.38	1.79	2.14	1.73	8.20	9.78	95
	1.5+2.0+5.0	1.20	1.60	4.00	1.96	6.80	7.87	0.36	1.74	2.31	1.64	7.97	10.55	95
	1.5+2.0+6.0	1.07	1.43	4.29	2.31	6.80	8.13	0.40	1.72	2.26	1.85	7.88	10.35	95
	1.5+2.5+2.5	1.50	2.50	2.50	1.96	6.50	7.10	0.38	1.63	1.92	1.73	7.46	8.80	95
	1.5+2.5+3.5	1.36	2.27	3.17	1.96	6.80	7.60	0.36	1.79	2.23	1.64	8.20	10.18	95
	1.5+2.5+4.2	1.24	2.07	3.48	1.96	6.80	7.81	0.36	1.78	2.35	1.64	8.15	10.75	95
	1.5+2.5+5.0	1.13	1.89	3.78	1.96	6.80	7.95	0.36	1.74	2.35	1.64	7.97	10.75	95
	1.5+2.5+6.0	1.02	1.70	4.08	2.31	6.80	8.42	0.41	1.71	2.44	1.89	7.83	11.16	95
	1.5+3.5+3.5	1.20	2.80	2.80	1.96	6.80	7.94	0.37	1.77	2.45	1.68	8.11	11.20	95
	1.5+3.5+4.2	1.11	2.59	3.10	1.96	6.80	8.13	0.37	1.76	2.58	1.68	8.06	11.81	95
	1.5+3.5+5.0	1.02	2.38	3.40	1.96	6.80	8.46	0.33	1.72	2.72	1.52	7.88	12.46	95
	1.5+3.5+6.0	0.93	2.16	3.71	2.31	6.80	8.56	0.41	1.70	2.53	1.89	7.79	11.57	95
	1.5+4.2+4.2	1.03	2.88	2.88	1.96	6.80	8.26	0.37	1.75	2.68	1.68	8.01	12.26	95
	1.5+4.2+5.0	0.95	2.67	3.18	1.96	6.80	8.53	0.33	1.71	2.77	1.52	7.83	12.67	95
	2.0+2.0+2.0	2.00	2.00	2.00	1.96	6.00	6.64	0.39	1.34	1.68	1.77	6.14	7.70	95
	2.0+2.0+2.5	2.00	2.00	2.50	1.96	6.50	7.03	0.39	1.63	1.89	1.77	7.46	8.64	95
	2.0+2.0+3.5	1.81	1.81	3.17	1.96	6.80	7.40	0.38	1.79	2.09	1.73	8.20	9.57	95
	2.0+2.0+4.2	1.66	1.66	3.48	1.96	6.80	7.61	0.38	1.78	2.23	1.73	8.15	10.18	95
	2.0+2.0+5.0	1.51	1.51	3.78	1.96	6.80	8.01	0.36	1.74	2.39	1.64	7.97	10.96	95
	2.0+2.0+6.0	1.36	1.36	4.08	2.31	6.80	8.27	0.40	1.71	2.35	1.85	7.83	10.75	95
	2.0+2.5+2.5	1.94	2.43	2.43	1.96	6.80	7.24	0.38	1.77	2.01	1.73	8.11	9.21	95
	2.0+2.5+3.5	1.70	2.13	2.98	1.96	6.80	7.74	0.36	1.76	2.31	1.64	8.06	10.55	95
	2.0+2.5+4.2	1.56	1.95	3.28	1.96	6.80	7.94	0.36	1.75	2.45	1.64	8.01	11.20	95
	2.0+2.5+5.0	1.43	1.79	3.58	1.96	6.80	8.08	0.36	1.71	2.44	1.64	7.83	11.16	95
	2.0+2.5+6.0	1.30	1.62	3.89	2.31	6.80	8.55	0.41	1.69	2.53	1.89	7.74	11.57	95
	2.0+3.5+3.5	1.51	2.64	2.64	1.96	6.80	8.07	0.37	1.74	2.54	1.68	7.97	11.61	95
	2.0+3.5+4.2	1.40	2.45	2.94	1.96	6.80	8.25	0.37	1.74	2.68	1.68	7.97	12.26	95
	2.0+3.5+5.0	1.30	2.27	3.24	2.28	6.80	8.58	0.40	1.69	2.82	1.85	7.74	12.91	95
	2.0+4.2+4.2	1.31	2.75	2.75	1.96	6.80	8.37	0.37	1.73	2.77	1.68	7.92	12.67	95
	2.5+2.5+2.5	2.27	2.27	2.27	1.96	6.80	7.53	0.38	1.76	2.18	1.73	8.06	9.98	95
	2.5+2.5+3.5	2.00	2.00	2.80	1.96	6.80	7.94	0.36	1.72	2.45	1.64	7.88	11.20	95
	2.5+2.5+4.2	1.85	1.85	3.10	1.96	6.80	8.12	0.36	1.71	2.58	1.64	7.83	11.81	95
	2.5+2.5+5.0	1.70	1.70	3.40	2.28	6.80	8.45	0.40	1.67	2.72	1.85	7.65	12.46	95
	2.5+2.5+6.0	1.55	1.55	3.71	2.42	6.80	8.74	0.40	1.65	2.67	1.85	7.56	12.22	95
	2.5+3.5+3.5	1.79	2.51	2.51	2.27	6.80	8.30	0.40	1.70	2.72	1.85	7.79	12.46	95
	2.5+3.5+4.2	1.67	2.33	2.80	2.27	6.80	8.43	0.40	1.69	2.82	1.85	7.74	12.91	95
	2.5+3.5+5.0	1.55	2.16	3.09	2.48	6.80	8.74	0.42	1.65	2.96	1.94	7.56	13.56	95
	2.5+4.2+4.2	1.56	2.62	2.62	2.27	6.80	8.49	0.40	1.68	2.87	1.85	7.69	13.12	95
	3.5+3.5+3.5	2.27	2.27	2.27	2.38	6.80	8.59	0.40	1.68	2.96	1.81	7.69	13.56	95

Notes

- The total capacity of each connected indoor unit is up to ·11.0-kW.
- The values mentioned in this document are for connecting with the following indoor unit types:
 ·1.5, 2.0, 2.5, 3.5, 4.2, 5.0, 6.0- kW class
 Wall-mounted CTXA-AS, CTXA-AT, CTXA-AW, CTXA-BB, CTXA-BS, CTXA-BT, CTXM-M, CTXM-N, CTXM-R, FTXA-AS, FTXA-AT, FTXA-AW, FTXA-BB, FTXA-BS, FTXA-BT, FTXM-M, FTXM-N, FTXM-R, FTXJ-AB, FTXJ-AS, FTXJ-AW-series
- Cooling capacity conditions
 Indoor temperature ·27°C DB / ·19°C WB
 Outdoor temperature ·35°C DB
- For additional information on the connection of the DHW generator for Multi and the Hybrid for Multi, see ·3D106169-.

4D139808A

4 Combination table

4 - 1 Combination Table

3MXM68A

Heating - 230V 50Hz-

Outdoor unit	Indoor unit	Heating capacity [kW]			Total capacity [kW]			Power input [kW]			Total current [A]			Power factor [%]
		Room -A-	Room -B-	Room -C-	Minimum	Nominal	Maximum	Minimum	Nominal	Maximum	Minimum	Nominal	Maximum	
	1.5	2.70	-	-	1.20	2.70	4.08	0.34	0.72	1.22	1.55	3.35	5.59	95
	2.0	3.00	-	-	1.19	3.00	4.09	0.34	0.81	1.28	1.57	3.70	6.64	95
	2.5	3.40	-	-	1.22	3.40	4.30	0.35	1.02	1.37	1.61	4.72	6.08	95
	3.5	4.30	-	-	1.33	4.30	4.90	0.37	1.41	1.75	1.67	6.50	7.15	95
	4.2	4.90	-	-	1.44	4.90	5.70	0.40	1.58	2.04	1.82	7.25	7.15	95
	5.0	5.90	-	-	1.66	5.90	6.90	0.39	1.92	2.59	1.78	8.78	8.70	95
	6.0	7.20	-	-	1.88	7.20	8.91	0.37	2.39	2.64	1.69	10.94	12.08	95
	1.5+1.5	1.83	1.83	-	1.33	3.65	7.38	0.29	0.82	1.83	1.31	3.75	8.38	95
	1.5+2.0	1.76	2.34	-	1.39	4.10	7.76	0.30	0.94	1.99	1.37	4.31	9.09	95
	1.5+2.5	1.76	2.94	-	1.65	4.70	7.95	0.36	1.10	2.06	1.63	5.04	9.43	95
	1.5+3.5	1.77	4.13	-	1.80	5.90	8.50	0.37	1.45	2.35	1.68	6.61	10.74	95
	1.5+4.2	1.79	5.01	-	1.80	6.80	8.85	0.37	1.72	2.57	1.68	7.88	11.75	95
	1.5+5.0	1.80	6.00	-	2.18	7.80	10.38	0.45	2.03	2.91	2.06	9.27	13.31	95
	1.5+6.0	1.72	6.88	-	2.46	8.60	10.58	0.48	2.28	2.67	2.19	10.44	12.21	95
	2.0+2.0	2.40	2.40	-	1.65	4.80	7.95	0.36	1.01	2.31	1.63	4.63	9.47	95
	2.0+2.5	2.36	2.94	-	1.65	5.30	8.12	0.36	1.17	2.32	1.63	5.34	9.81	95
	2.0+3.5	2.36	4.14	-	1.80	6.50	8.67	0.37	1.52	2.43	1.68	6.94	11.12	95
	2.0+4.2	2.39	5.01	-	1.80	7.40	9.03	0.37	1.83	2.66	1.68	8.38	12.17	95
	2.0+5.0	2.37	5.93	-	2.18	8.30	10.56	0.45	2.18	3.00	2.06	9.98	13.73	95
	2.0+6.0	2.15	6.45	-	2.46	8.60	10.75	0.48	2.24	2.74	2.19	10.26	12.55	95
	2.5+2.5	2.95	2.95	-	1.65	5.90	8.49	0.36	1.33	2.36	1.63	6.08	10.78	95
	2.5+3.5	2.96	4.14	-	1.89	7.10	9.03	0.38	1.72	2.66	1.72	7.86	12.17	95
	2.5+4.2	2.99	5.01	-	1.89	8.00	9.29	0.38	2.03	2.82	1.72	9.31	12.93	95
	2.5+5.0	2.87	5.73	-	2.27	8.60	10.68	0.46	2.24	3.09	2.11	10.26	14.15	95
	2.5+6.0	2.53	6.07	-	2.55	8.60	10.88	0.50	2.22	2.77	2.28	10.17	12.67	95
	3.5+3.5	4.15	4.15	-	2.17	8.30	9.38	0.42	2.18	2.86	1.94	9.98	13.09	95
	3.5+4.2	3.91	4.69	-	2.17	8.60	9.47	0.42	2.16	2.91	1.94	10.35	13.21	95
	3.5+5.0	3.54	5.06	-	2.56	8.60	10.90	0.51	2.22	3.13	2.32	10.17	14.32	95
	3.5+6.0	3.17	5.43	-	2.74	8.60	11.01	0.52	2.21	2.76	2.37	10.12	12.63	95
	4.2+4.2	4.30	4.30	-	2.17	8.60	9.56	0.42	2.22	2.94	1.94	10.17	13.47	95
	4.2+5.0	3.93	4.67	-	2.56	8.60	10.91	0.51	2.21	3.19	2.32	10.12	14.61	95
	4.2+6.0	3.54	5.06	-	2.74	8.60	11.02	0.51	2.20	2.79	2.32	10.07	12.76	95
	5.0+5.0	4.30	4.30	-	2.94	8.60	11.10	0.59	2.17	3.11	2.71	9.94	14.23	95
	5.0+6.0	3.91	4.69	-	3.14	8.60	11.10	0.60	2.15	2.72	2.75	9.84	12.46	95
	1.5+1.5+1.5	1.83	1.83	1.83	1.80	5.50	9.92	0.27	1.13	2.26	1.69	5.15	10.36	95
	1.5+1.5+2.0	1.83	1.83	2.44	1.94	6.10	10.10	0.40	1.29	2.34	1.83	5.91	10.69	95
	1.5+1.5+2.5	1.83	1.83	3.05	2.09	6.70	10.18	0.42	1.48	2.37	1.93	6.80	10.86	95
	1.5+1.5+3.5	1.85	1.85	4.31	2.31	8.00	10.29	0.44	1.82	2.49	2.02	8.35	11.41	95
	1.5+1.5+4.2	1.79	1.79	5.02	2.31	8.60	10.29	0.44	2.03	2.49	2.02	9.30	11.41	95
	1.5+1.5+5.0	1.61	1.61	5.38	2.71	8.60	10.46	0.55	2.01	2.57	2.50	9.20	11.75	95
	1.5+1.5+6.0	1.43	1.43	5.73	2.93	8.60	10.59	0.55	1.99	2.31	2.50	9.11	10.57	95
	1.5+2.0+2.0	1.83	2.44	2.44	2.01	6.70	10.26	0.41	1.60	2.41	1.89	7.31	11.03	95
	1.5+2.0+2.5	1.83	2.43	3.04	2.10	7.30	10.36	0.42	1.73	2.44	1.94	7.93	11.16	95
	1.5+2.0+3.5	1.82	2.43	4.25	2.31	8.50	10.45	0.44	2.00	2.58	2.02	9.14	11.79	95
	1.5+2.0+4.2	1.68	2.23	4.69	2.31	8.60	10.46	0.44	2.01	2.57	2.02	9.20	11.75	95
	1.5+2.0+5.0	1.52	2.02	5.06	2.71	8.60	10.88	0.55	2.00	2.64	2.50	9.16	12.08	95
	1.5+2.0+6.0	1.36	1.81	5.43	2.93	8.60	10.89	0.55	1.98	2.38	2.50	9.07	10.91	95
	1.5+2.5+2.5	1.85	3.08	3.08	2.20	8.00	10.47	0.45	1.89	2.44	2.06	8.64	11.16	95
	1.5+2.5+3.5	1.72	2.87	4.01	2.40	8.60	10.58	0.47	2.02	2.57	2.15	9.25	11.75	95
	1.5+2.5+4.2	1.57	2.62	4.40	2.41	8.60	10.58	0.47	2.00	2.57	2.15	9.16	11.75	95
	1.5+2.5+5.0	1.43	2.39	4.78	2.81	8.60	11.00	0.56	1.99	2.64	2.58	9.11	12.08	95
	1.5+2.5+6.0	1.29	2.15	5.16	3.02	8.60	11.00	0.57	1.97	2.38	2.62	9.02	10.91	95
	1.5+3.5+3.5	1.52	3.54	3.54	2.69	8.60	10.59	0.55	1.99	2.57	2.50	9.11	11.75	95
	1.5+3.5+4.2	1.40	3.27	3.93	2.69	8.60	10.59	0.55	1.98	2.56	2.50	9.07	11.71	95
	1.5+3.5+5.0	1.29	3.01	4.30	3.00	8.60	10.93	0.62	1.97	2.59	2.84	9.02	11.87	95
	1.5+3.5+6.0	1.17	2.74	4.69	2.93	8.60	10.93	0.55	1.96	2.37	2.50	8.98	10.86	95
	1.5+4.2+4.2	1.30	3.65	3.65	2.69	8.60	10.68	0.55	1.98	2.59	2.50	9.07	11.87	95
	1.5+4.2+5.0	1.21	3.38	4.02	3.00	8.60	10.99	0.62	1.96	2.67	2.84	8.98	12.21	95
	2.0+2.0+2.0	2.50	2.50	2.50	2.01	7.50	10.44	0.41	1.65	2.48	1.89	7.57	11.37	95
	2.0+2.0+2.5	2.46	2.46	3.08	2.10	8.00	10.52	0.42	1.79	2.52	1.94	8.17	11.54	95
	2.0+2.0+3.5	2.29	2.29	4.01	2.31	8.60	10.63	0.44	2.04	2.65	2.02	9.34	12.13	95
	2.0+2.0+4.2	2.10	2.10	4.40	2.31	8.60	10.63	0.44	2.02	2.65	2.02	9.25	12.13	95
	2.0+2.0+5.0	1.91	1.91	4.78	2.71	8.60	10.82	0.55	2.00	2.72	2.50	9.16	12.46	95
	2.0+2.0+6.0	1.72	1.72	5.16	2.93	8.60	10.95	0.55	1.99	2.46	2.50	9.11	11.24	95
	2.0+2.5+2.5	2.43	3.04	3.04	2.20	8.50	10.54	0.43	1.95	2.61	1.98	8.91	11.96	95
	2.0+2.5+3.5	2.15	2.69	3.76	2.40	8.60	10.63	0.46	2.02	2.65	2.11	9.25	12.13	95
	2.0+2.5+4.2	1.98	2.47	4.15	2.41	8.60	10.64	0.46	2.01	2.64	2.11	9.20	12.08	95
	2.0+2.5+5.0	1.81	2.26	4.53	2.81	8.60	11.06	0.56	1.98	2.75	2.58	9.07	12.59	95
	2.0+2.5+6.0	1.64	2.05	4.91	3.02	8.60	11.07	0.56	1.98	2.43	2.58	9.07	11.12	95
	2.0+3.5+3.5	1.91	3.34	3.34	2.69	8.60	10.76	0.52	2.00	2.70	2.37	9.16	12.34	95
	2.0+3.5+4.2	1.77	3.10	3.72	2.69	8.60	10.76	0.52	1.99	2.69	2.37	9.11	12.29	95
	2.0+3.5+5.0	1.64	2.87	4.10	3.00	8.60	11.11	0.58	1.98	2.82	2.67	9.07	12.88	95
	2.0+4.2+4.2	1.65	3.47	3.47	2.69	8.60	10.77	0.52	1.97	2.69	2.37	9.02	12.29	95
	2.5+2.5+2.5	2.87	2.87	2.87	2.31	8.60	10.65	0.45	1.99	2.64	2.06	9.11	12.08	95
	2.5+2.5+3.5	2.53	2.53	3.54	2.50	8.60	10.87	0.48	1.99	2.72	2.19	9.11	12.46	95
	2.5+2.5+4.2	2.34	2.34	3.93	2.50	8.60	10.88	0.48	1.97	2.72	2.19	9.02	12.46	95
	2.5+2.5+5.0	2.15	2.15	4.30	2.91	8.60	11.07	0.58	1.96	2.78	2.67	8.98	12.72	95
	2.5+2.5+6.0	1.95	1.95	4.69	3.12	8.60	11.08	0.58	1.94	2.43	2.67	8.88	11.12	95
	2.5+3.5+3.5	2.26	3.17	3.17	2.78	8.60	11.00	0.53	1.96	2.72	2.41	8.98	12.46	95
	2.5+3.5+4.2	2.11	2.95	3.54	2.79	8.60	11.01	0.53	1.96	2.71	2.41	8.98	12.42	95
	2.5+3.5+5.0	1.95	2.74	3.91	3.19	8.60	11.08	0.60	1.90	2.74	2.75	8.70	12.55	95
	2.5+4.2+4.2	1.97	3.31	3.31	2.79	8.60	11.01	0.53	1.95	2.71	2.41	8.93	12.42	95
	3.5+3.5+3.5	2.87	2.87	2.87	2.98	8.60	11.06	0.57	1.94	2.79	2.62	8.88	12.76	95

Notes

- The total capacity of each connected indoor unit is up to 11.0 kW.
- The values mentioned in this document are for connecting with the following indoor unit types:
-1.5, 2.0, 2.5, 3.5, 4.2, 5.0, 6.0 kW class
Wall-mounted: CTXA-AS, CTXA-AW, CTXA-BB, CTXA-B5, CTXA-BT, CTXM-M, CTXM-N, CTXM-R, FTXA-AS, FTXA-AT, FTXA-AW, FTXA-BB, FTXA-BT, FTXM-M, FTXM-N, FTXM-R, FTXJ-AB, FTXJ-AS, FTXJ-AW series
- Heating capacity conditions
Indoor temperature: 20 °C DB
Outdoor temperature: 7 °C DB / 6 °C WB
- For additional information on the connection of the DHW generator for Multi and the Hybrid for Multi, see 3D106169.

4D139809A


5 Capacity tables

5 - 1 Capacity Table Legend


In order to fulfill more your requirements on quick access of data in the format you require, we have developed a tool to consult capacity tables.

Below you can find the link to the capacity table database and an overview of all the tools we have to help you select the correct product:

- **Capacity table database:** lets you find back and export quickly the capacity information you are looking for based upon unit model, refrigerant temperature and connection ratio.
- You can access the capacity table viewer here:
https://my.daikin.eu/content/denv/en_US/home/applications/software-finder/capacity-table-viewer.html



- An overview of **all software tools** that we offer can be found here:
https://my.daikin.eu/denv/en_US/home/applications/software-finder.html



5 Capacity tables

5 - 2 Heating Capacity Tables

5

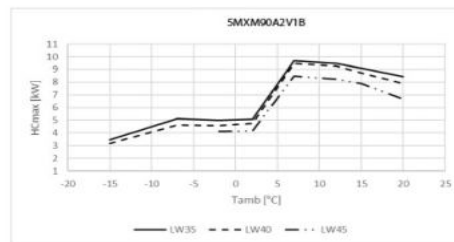
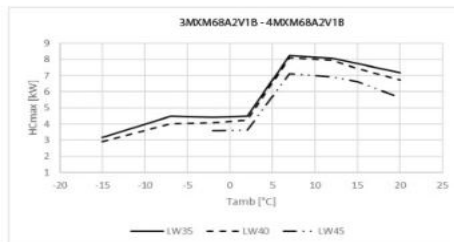
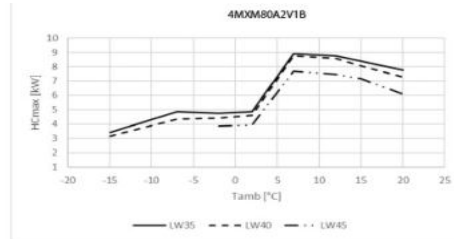
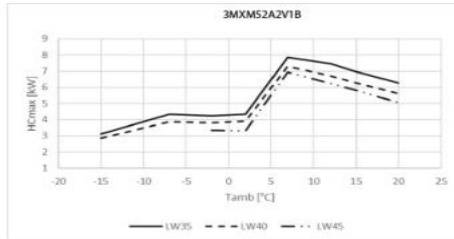
3MXM52-68A

Only for ·CHYHBH05AAV32·

4MXM-A

5MXM-A

Maximum heating capacity - integrated value													
	LWT [°C]	25		30		35		40		45		50	
	Tamb [°C]	HC [kW]	PI [kW]	HC [kW]	PI [kW]	HC [kW]	PI [kW]	HC [kW]	PI [kW]	HC [kW]	PI [kW]	HC [kW]	PI [kW]
3MXM52AZV1B	-15	3,69	1,80	3,22	1,75	3,11	1,79	2,84	1,69				
	-7	5,28	1,60	4,81	1,71	4,35	1,86	3,86	2,07				
	-2	4,88	1,42	4,51	1,49	4,25	1,62	3,82	1,73	3,35	1,94		
	2	4,79	1,28	4,48	1,35	4,33	1,49	3,89	1,56	3,31	1,57		
	7	8,73	2,20	8,25	2,23	7,85	2,28	7,30	2,29	6,94	2,48	6,48	2,43
	12	8,29	1,71	7,84	1,73	7,45	1,81	6,72	1,78	6,24	1,94	5,71	1,80
	15	7,94	1,20	7,51	1,50	6,98	1,28	6,28	1,56	5,83	1,66	5,06	1,53
20	7,25	1,06	6,85	1,08	6,28	1,15	5,62	1,21	5,06	1,33	3,96	1,10	
3MXM68AZV1B	-15	3,94	1,88	3,33	1,78	3,17	1,79	2,91	1,70				
	-7	5,46	1,63	4,98	1,73	4,50	1,88	4,01	2,11				
	-2	5,05	1,44	4,71	1,53	4,40	1,65	4,09	1,81	3,59	2,04		
	2	4,96	1,30	4,72	1,39	4,48	1,51	4,25	1,67	3,64	1,69		
	7	9,61	2,37	9,01	2,39	8,25	2,35	8,10	2,49	7,12	2,50	6,58	2,41
	12	9,51	1,92	8,92	1,93	8,09	1,93	7,94	2,06	6,91	2,10	6,31	1,96
	15	9,23	1,37	8,65	1,70	7,76	1,39	7,45	1,81	6,62	1,85	5,85	1,74
20	8,75	1,26	8,20	1,27	7,18	1,29	6,72	1,42	5,63	1,45	5,06	1,38	
4MXM68AZV1B	-15	3,94	1,88	3,33	1,78	3,17	1,79	2,91	1,70				
	-7	5,46	1,63	4,98	1,73	4,50	1,88	4,01	2,11				
	-2	5,05	1,44	4,71	1,53	4,40	1,65	4,09	1,81	3,59	2,04		
	2	4,96	1,30	4,72	1,39	4,48	1,51	4,25	1,67	3,64	1,69		
	7	9,61	2,37	9,01	2,39	8,25	2,35	8,10	2,49	7,12	2,50	6,58	2,41
	12	9,51	1,92	8,92	1,93	8,09	1,93	7,94	2,06	6,91	2,10	6,31	1,96
	15	9,23	1,37	8,65	1,70	7,76	1,39	7,45	1,81	6,62	1,85	5,85	1,74
20	8,75	1,26	8,20	1,27	7,18	1,29	6,72	1,42	5,63	1,45	5,06	1,38	
4MXM80AZV1B	-15	4,25	1,94	3,60	1,83	3,43	1,84	3,14	1,75				
	-7	5,91	1,67	5,38	1,78	4,86	1,94	4,34	2,17				
	-2	5,46	1,48	5,10	1,57	4,76	1,70	4,42	1,87	3,88	2,10		
	2	5,36	1,34	5,10	1,43	4,85	1,55	4,59	1,72	3,93	1,74		
	7	10,39	2,44	9,74	2,46	8,92	2,42	8,76	2,56	7,70	2,57	7,11	2,49
	12	10,29	1,98	9,64	1,99	8,74	1,99	8,58	2,12	7,47	2,16	6,83	2,01
	15	9,97	1,41	9,35	1,75	8,38	1,43	8,06	1,87	7,16	1,90	6,33	1,79
20	9,46	1,30	8,87	1,30	7,76	1,33	7,27	1,46	6,08	1,49	5,48	1,42	
5MXM90AZV1B	-15	4,25	1,94	3,60	1,96	3,43	1,84	3,14	1,75				
	-7	6,21	1,76	5,67	1,88	5,14	2,05	4,61	2,31				
	-2	6,04	1,69	5,50	1,74	4,99	1,79	4,59	1,89	4,11	2,34		
	2	6,14	1,63	5,61	1,64	5,08	1,65	4,73	1,68	4,15	2,06		
	7	11,12	2,72	10,48	2,74	9,68	2,76	9,48	2,79	8,46	2,83	7,87	2,86
	12	11,01	2,20	10,37	2,22	9,48	2,27	9,29	2,32	8,21	2,38	7,56	2,31
	15	10,68	1,57	10,06	1,95	9,10	1,63	8,72	2,04	7,87	2,10	7,01	2,06
20	10,12	1,44	9,54	1,45	8,42	1,52	7,87	1,59	6,69	1,64	6,06	1,63	



Symbols

HC Heating capacity at maximum operating frequency, measured according to EN 14511
 PI Power input is the total input of indoor and outdoor units, including the circulation pump; according to EN 14511.

LWT Leaving water condenser temperature [°C]
 Tamb Ambient temperature

Conditions

Heating capacity
 Capacity according to standard EN 14511 and valid for heated water range $\Delta T = 3\sim 8^{\circ}C$.

Power input

Power input is the total input of indoor and outdoor units, including the circulation pump; according to EN 14511.

Notes

The capacity and the power input are at maximum operation.

3D109292A

5 Capacity tables

5 - 2 Heating Capacity Tables

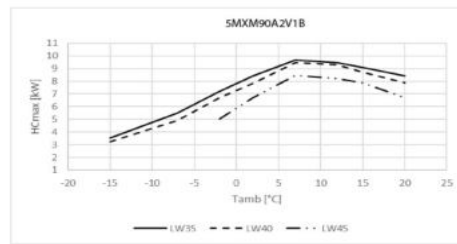
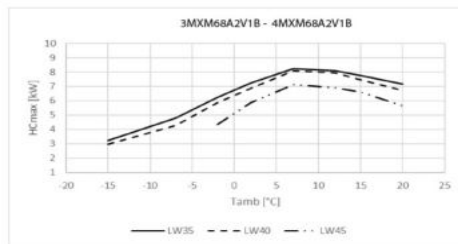
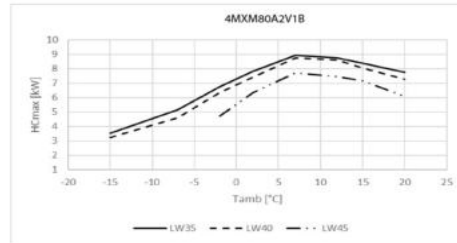
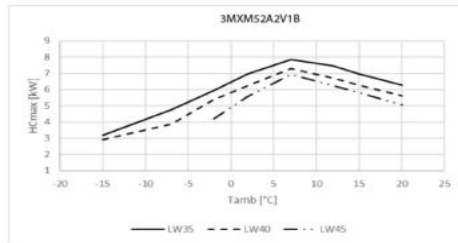
3MXM52-68A

Only for ·CHYHBH05AAV32·

4MXM-A

5MXM-A

Maximum heating capacity - peak values													
	LWT [°C]	25		30		35		40		45		50	
	Tamb [°C]	HC [kW]	PI [kW]	HC [kW]	PI [kW]	HC [kW]	PI [kW]	HC [kW]	PI [kW]	HC [kW]	PI [kW]	HC [kW]	PI [kW]
3MXM52A2V1B	-15	3,78	1,82	3,29	1,91	3,18	1,77	2,90	1,71				
	-7	6,55	2,06	5,66	1,99	4,76	1,98	3,86	2,01				
	-2	6,89	1,99	6,38	2,03	5,94	2,02	5,38	2,04	4,21	1,98		
	2	7,69	2,01	7,20	2,06	6,96	2,13	6,25	2,12	5,58	2,36		
	7	8,73	2,20	8,25	2,23	7,85	2,28	7,30	2,29	6,94	2,48	6,48	2,43
	12	8,29	1,71	7,84	1,73	7,45	1,81	6,72	1,78	6,24	1,94	5,71	1,80
	15	7,94	1,20	7,51	1,50	6,98	1,28	6,28	1,56	5,83	1,66	5,06	1,53
20	7,25	1,06	6,85	1,08	6,28	1,15	5,62	1,21	5,06	1,33	3,96	1,10	
3MXM68A2V1B	-15	4,03	1,90	3,41	1,79	3,25	1,77	2,98	1,72				
	-7	6,82	2,00	5,89	2,03	4,78	1,95	4,26	2,18				
	-2	7,64	2,16	6,92	2,16	6,24	2,08	5,87	2,18	4,35	2,01		
	2	8,68	2,23	7,96	2,23	7,23	2,17	6,85	2,28	5,87	2,43		
	7	9,61	2,37	9,01	2,39	8,25	2,35	8,10	2,49	7,12	2,50	6,58	2,41
	12	9,51	1,92	8,92	1,93	8,09	1,93	7,94	2,06	6,91	2,10	6,31	1,96
	15	9,23	1,37	8,65	1,70	7,76	1,39	7,45	1,81	6,62	1,85	5,85	1,74
20	8,75	1,26	8,20	1,27	7,18	1,29	6,72	1,42	5,63	1,45	5,06	1,38	
4MXM68A2V1B	-15	4,03	1,90	3,41	1,79	3,25	1,77	2,98	1,72				
	-7	6,82	2,00	5,89	2,03	4,78	1,95	4,26	2,18				
	-2	7,64	2,16	6,92	2,16	6,24	2,08	5,87	2,18	4,35	2,01		
	2	8,68	2,23	7,96	2,23	7,23	2,17	6,85	2,28	5,87	2,43		
	7	9,61	2,37	9,01	2,39	8,25	2,35	8,10	2,49	7,12	2,50	6,58	2,41
	12	9,51	1,92	8,92	1,93	8,09	1,93	7,94	2,06	6,91	2,10	6,31	1,96
	15	9,23	1,37	8,65	1,70	7,76	1,39	7,45	1,81	6,62	1,85	5,85	1,74
20	8,75	1,26	8,20	1,27	7,18	1,29	6,72	1,42	5,63	1,45	5,06	1,38	
4MXM80A2V1B	-15	4,36	1,96	3,68	1,99	3,51	1,82	3,22	1,77				
	-7	7,37	2,17	6,37	2,09	5,17	2,01	4,61	2,24				
	-2	8,26	2,22	7,48	2,22	6,74	2,14	6,35	2,24	4,70	2,07		
	2	9,38	2,29	8,61	2,30	7,82	2,24	7,41	2,35	6,34	2,51		
	7	10,39	2,44	9,74	2,46	8,92	2,42	8,76	2,56	7,70	2,57	7,11	2,49
	12	10,29	1,98	9,64	1,99	8,74	1,99	8,58	2,12	7,47	2,16	6,83	2,01
	15	9,97	1,41	9,35	1,75	8,38	1,43	8,06	1,87	7,16	1,90	6,33	1,79
20	9,46	1,30	8,87	1,30	7,76	1,33	7,27	1,46	6,08	1,49	5,48	1,42	
5MXM90A2V1B	-15	4,36	1,96	3,68	1,99	3,51	1,86	3,22	1,77				
	-7	7,37	2,17	6,48	2,18	5,49	2,14	4,90	2,38				
	-2	8,74	2,36	7,93	2,38	7,20	2,32	6,70	2,37	5,02	2,20		
	2	10,09	2,48	9,23	2,49	8,41	2,45	7,84	2,49	6,69	2,66		
	7	11,12	2,72	10,48	2,74	9,68	2,76	9,48	2,79	8,46	2,83	7,87	2,86
	12	11,01	2,20	10,37	2,22	9,48	2,27	9,29	2,32	8,21	2,38	7,56	2,31
	15	10,68	1,57	10,06	1,95	9,10	1,63	8,72	2,04	7,87	2,10	7,01	2,06
20	10,12	1,44	9,54	1,45	8,42	1,52	7,87	1,59	6,69	1,64	6,06	1,63	



Symbols

HC Heating capacity at maximum operating frequency, measured according to EN 14511
 PI Power input is the total input of indoor and outdoor units, including the circulation pump; according to EN 14511.

LWT Leaving water condenser temperature [°C]
 Tamb Ambient temperature

Conditions

Heating capacity

Capacity according to standard EN 14511 and valid for heated water range $\Delta T = 3\sim 8^{\circ}\text{C}$.

Power input

Power input is the total input of indoor and outdoor units, including the circulation pump; according to EN 14511.

Notes

The capacity and the power input are at maximum operation.

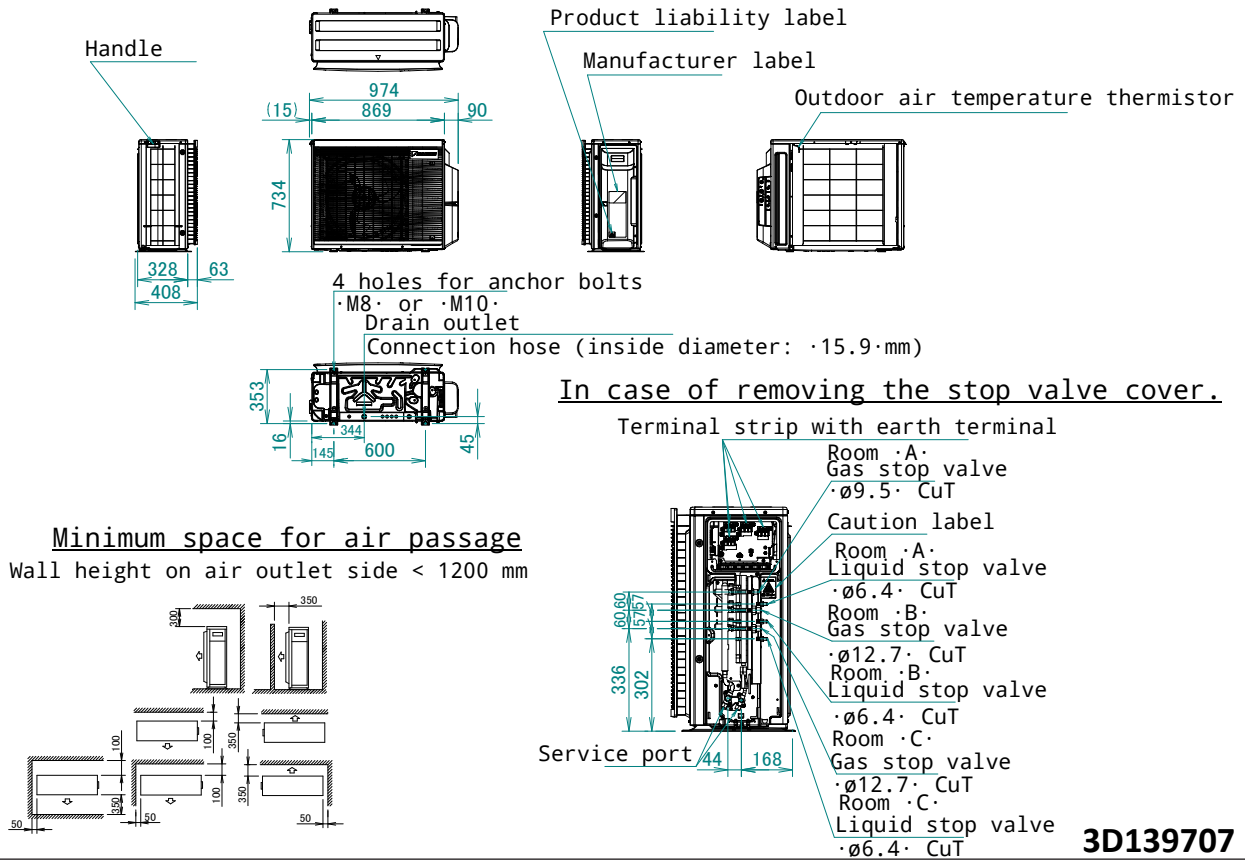
3D109292A

6 Dimensional drawings

6 - 1 Dimensional Drawings

6

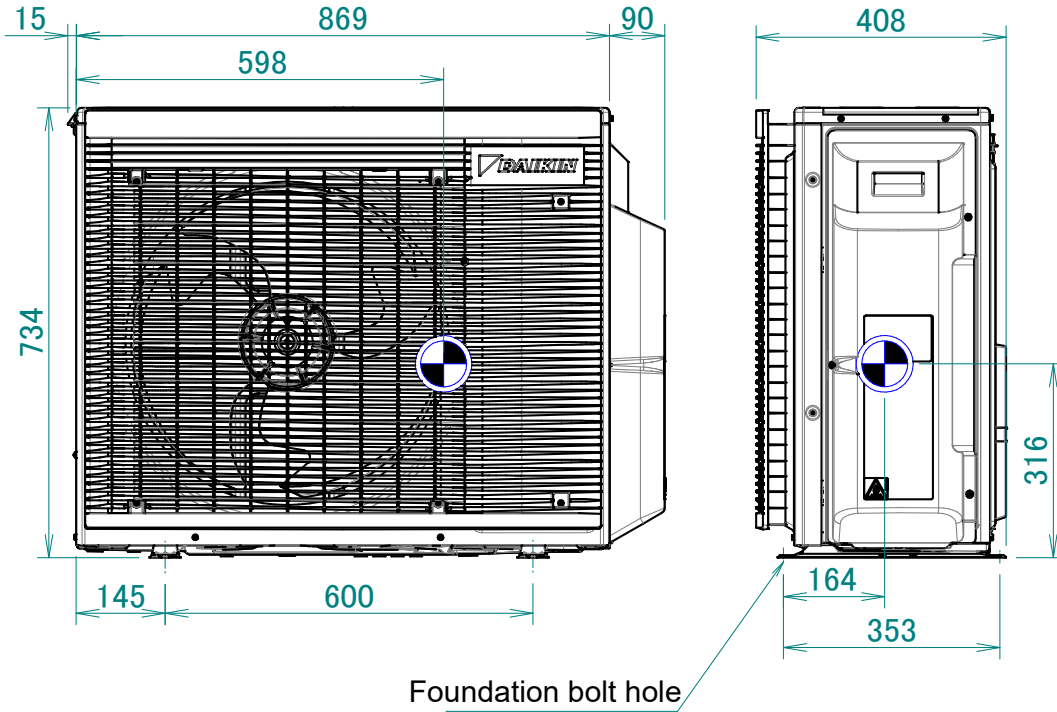
3MXM-A



7 Centre of gravity

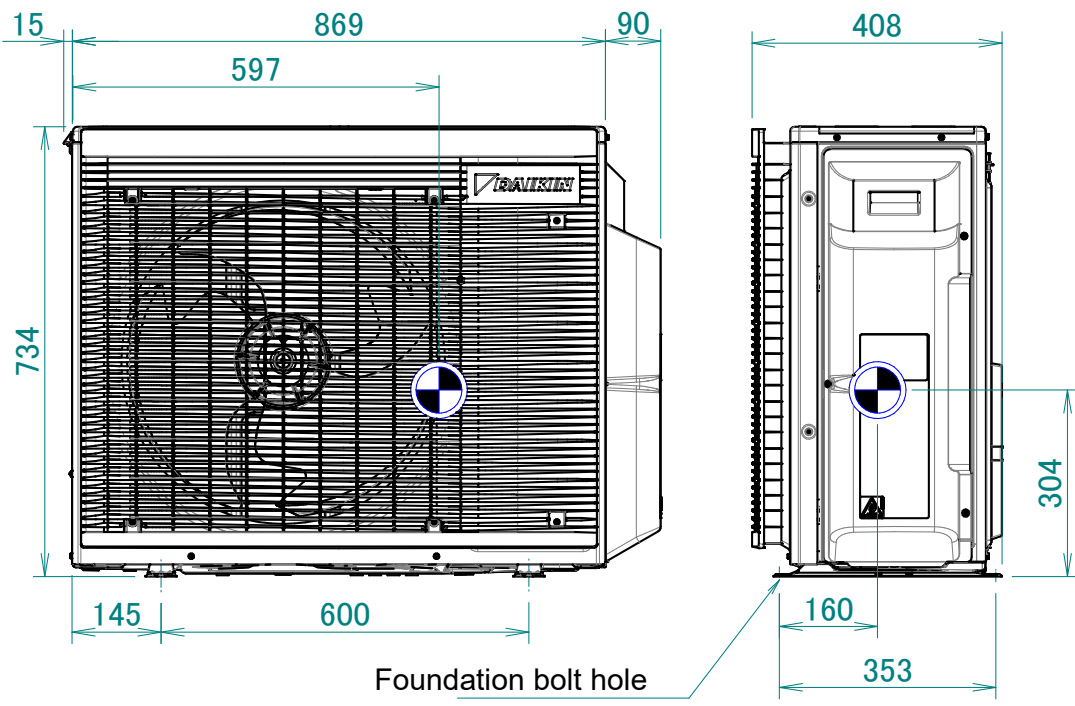
7 - 1 Centre of Gravity

3MXM40-52A



4D139695

3MXM68A



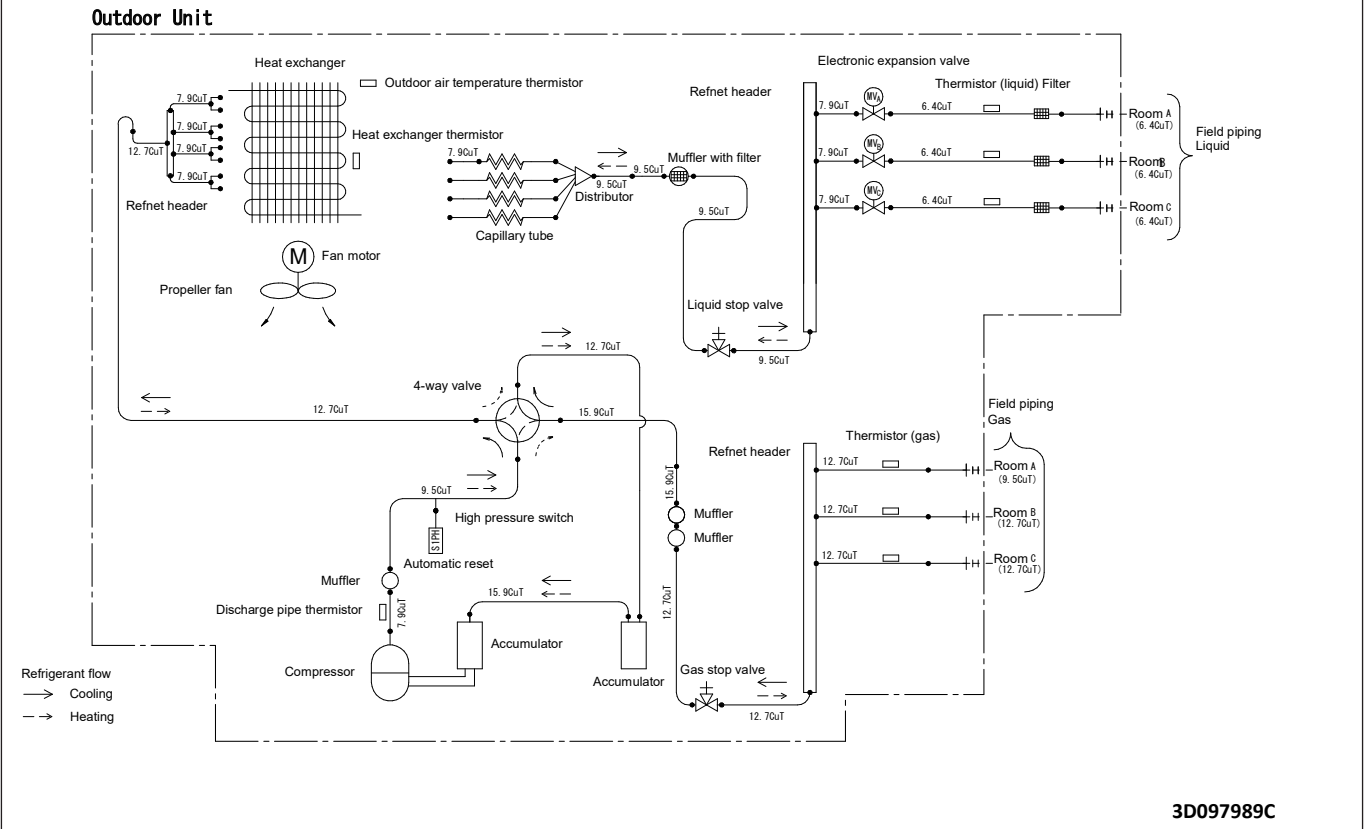
4D139696

8 Piping diagrams

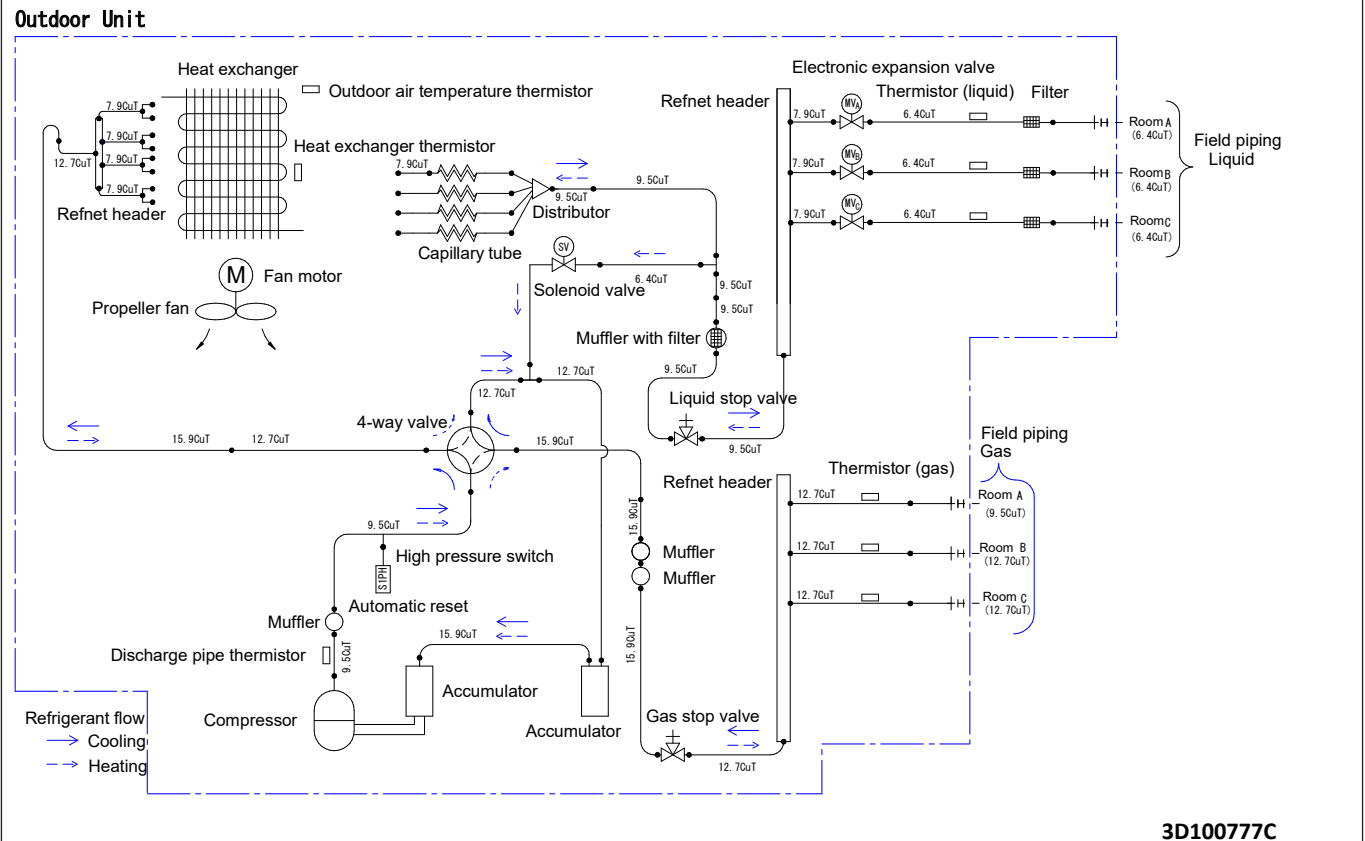
8 - 1 Piping Diagrams

8

3MXM40-52A



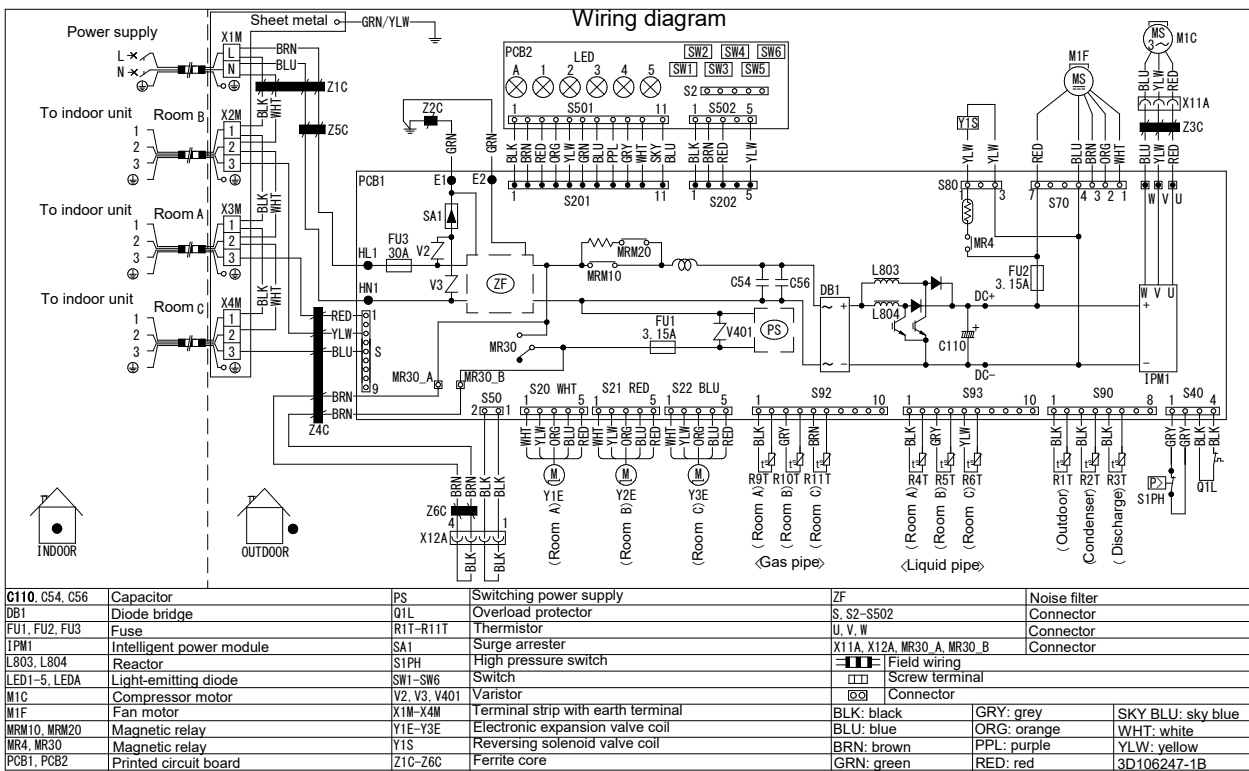
3MXM68A



9 Wiring diagrams

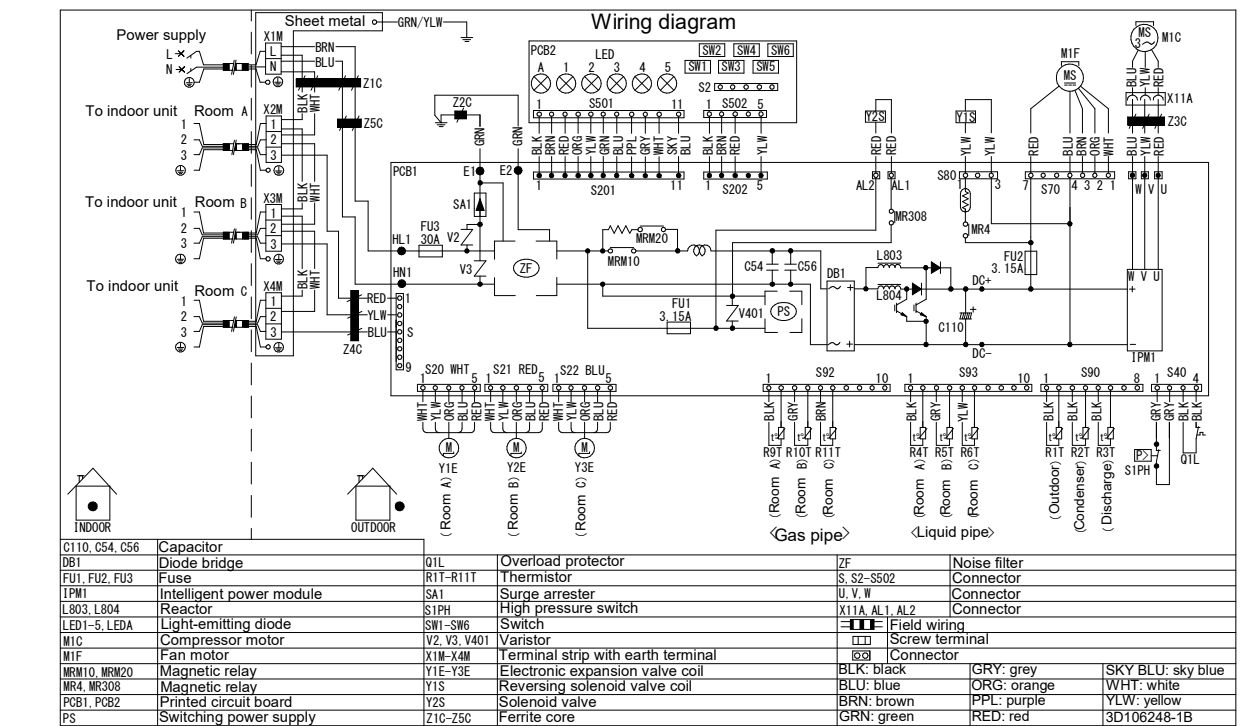
9 - 1 Wiring Diagrams - Single Phase

3MXM40-52A



3D106247B

3MXM68A



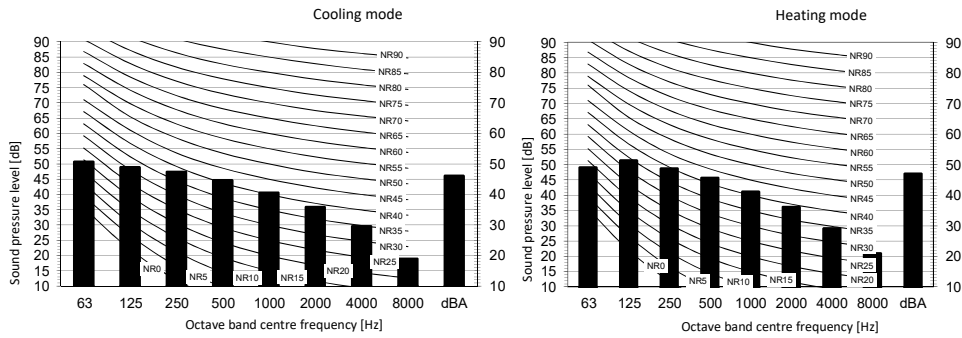
3D106248B

10 Sound data

10 - 1 Sound Pressure Spectrum

10

3MXM40-52A



Legend

dBA = A-weighted sound pressure level (A scale according to IEC).

A Scale

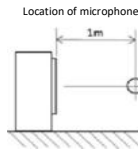
Cooling Total dB

Heating Total dB

B Fan speed: High

A	B
dBA	46

A	B
dBA	47

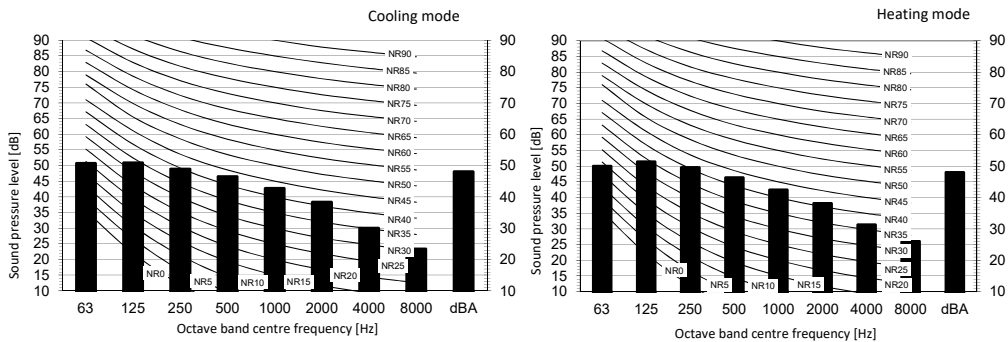


Notes

1. Operating conditions: power source 220-240 V/220 V 50/60 Hz; JIS standard
2. Background noise already taken into account.
3. Operating noise varies depending on operation and ambient conditions.
4. The operation noise measuring method is in accordance with JISC9612.
5. Measuring location: anechoic chamber
6. The values above are for connecting with the following indoor unit types:
1.5, 2.0, 2.5, 3.5, kW Class

3D106222B

2MXM68A 3MXM68A



Legend

dBA = A-weighted sound pressure level (A scale according to IEC).

A Scale

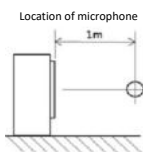
Cooling Total dB

Heating Total dB

B Fan speed: High

A	B
dBA	48

A	B
dBA	49



Notes

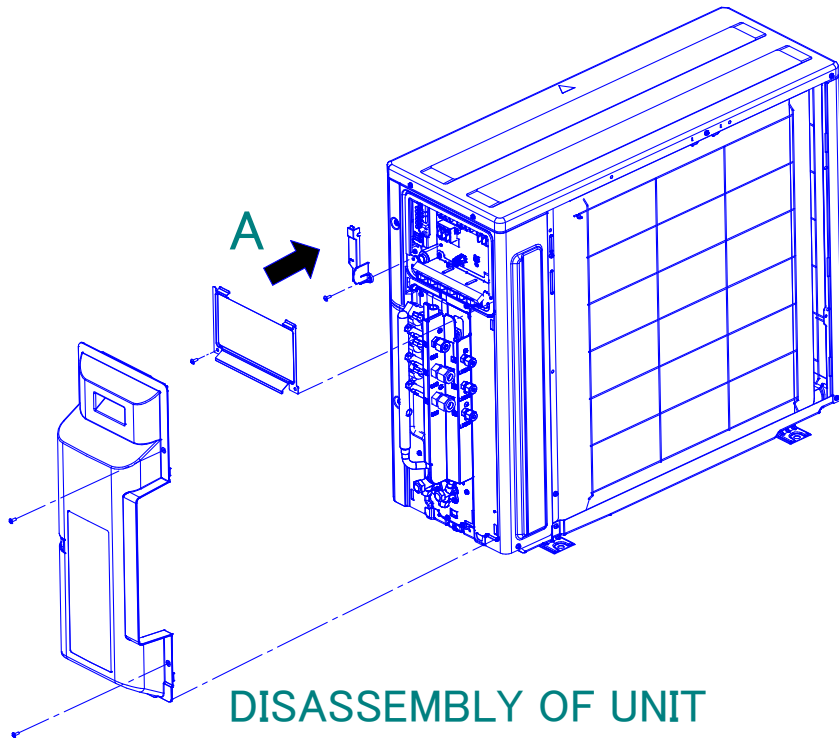
1. Operating conditions: power source 220-240 V/220 V 50/60 Hz; JIS standard
2. Background noise already taken into account.
3. Operating noise varies depending on operation and ambient conditions.
4. The operation noise measuring method is in accordance with JISC9612.
5. Measuring location: anechoic chamber

3D106223B

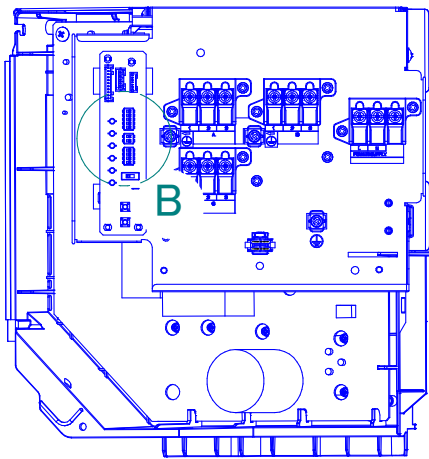
11 Installation

11 - 1 Installation Method

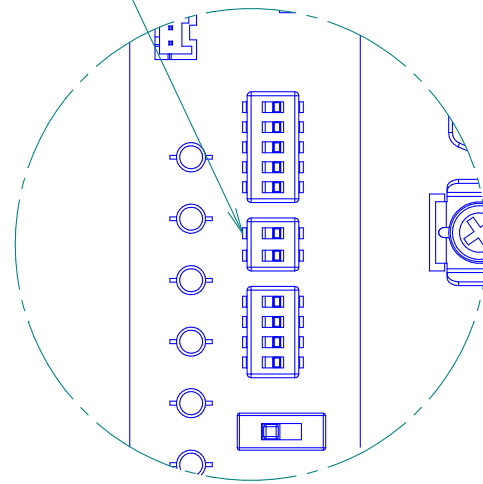
3MXM40-52A



SWICH SW6-2 TO "ON" POSITION



ARROW VIEW A
EL. COMPO. ASSY



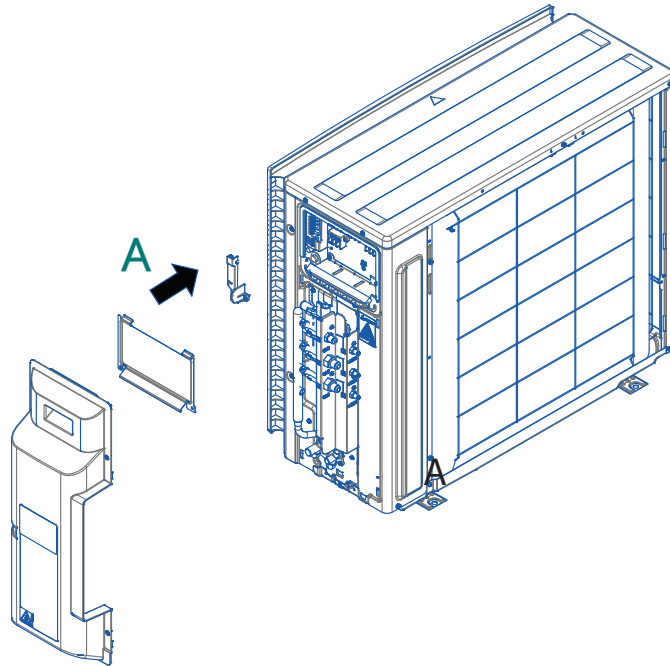
4D133753

11 Installation

11 - 1 Installation Method

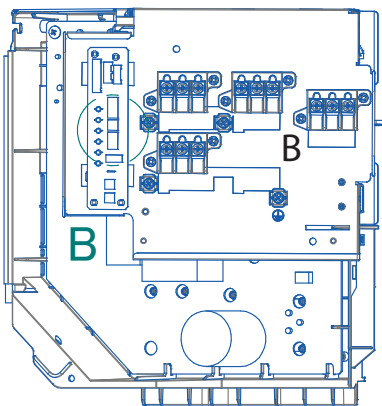
11

3MXM68A

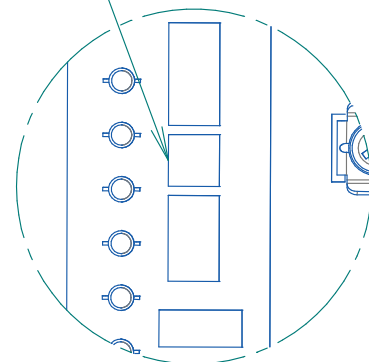


Disassembly of unit

Swich SW6-2 to "on" position



Arrow view A
El. Compo. Assy

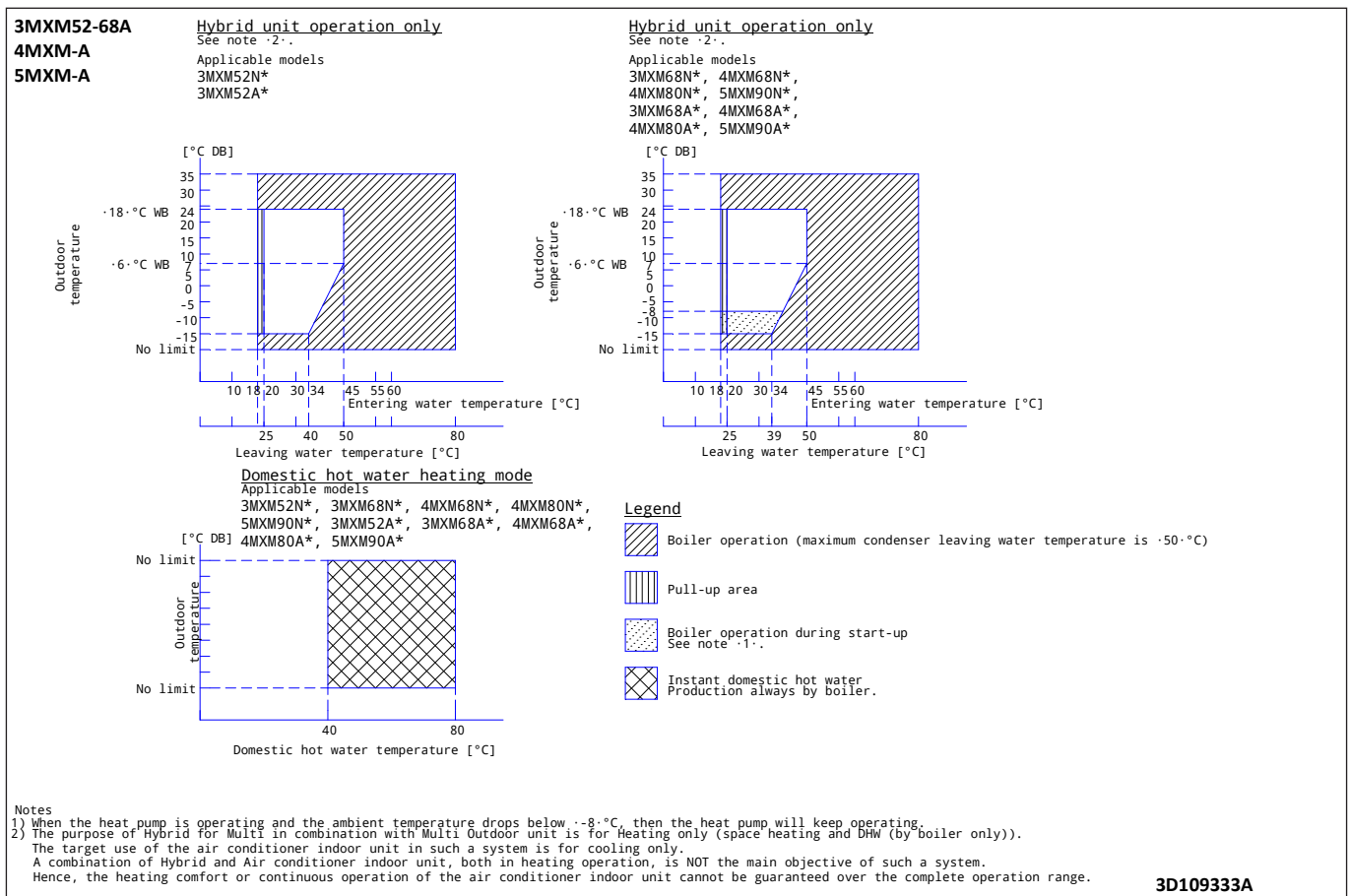
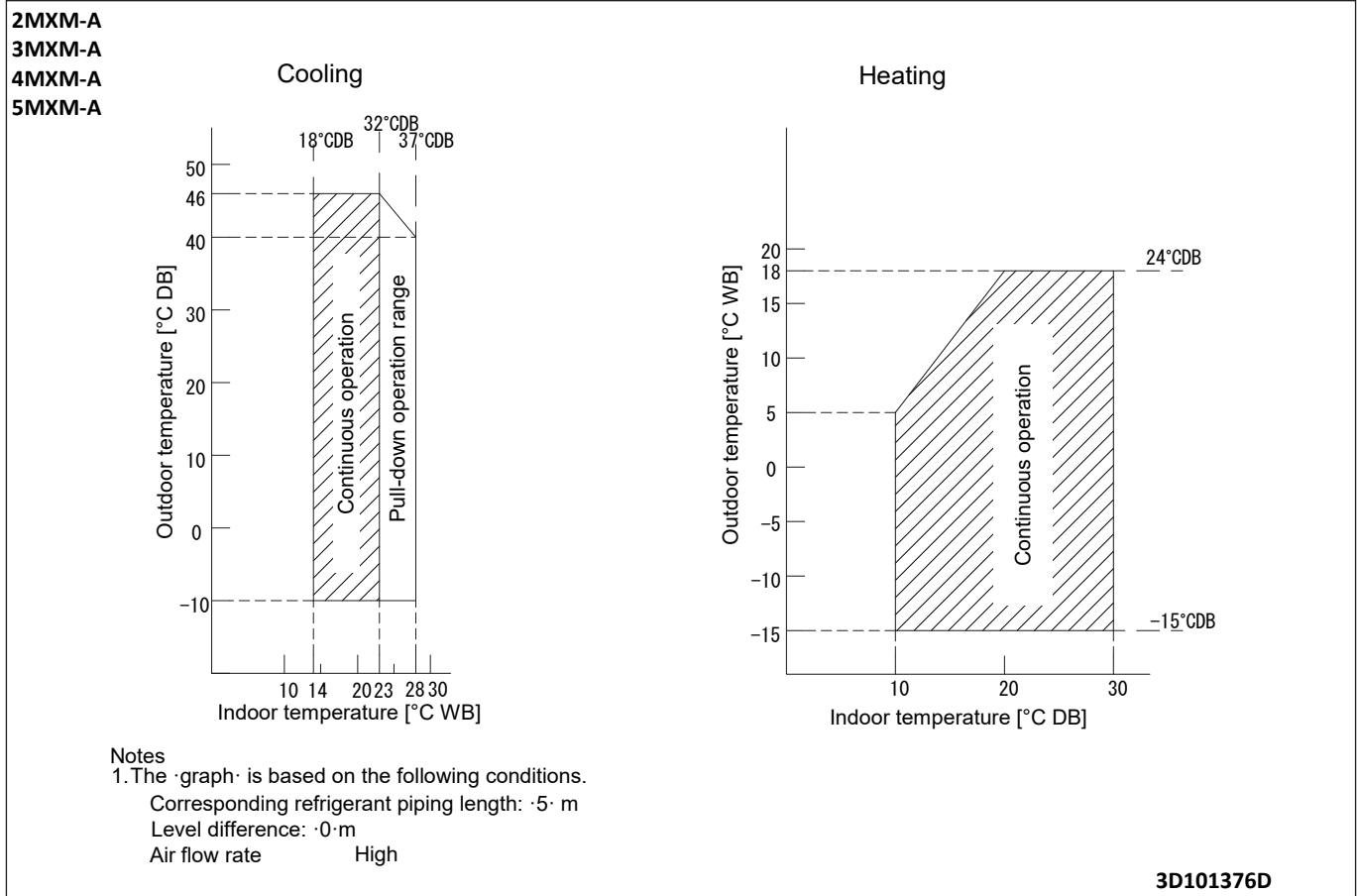



Detail B

4D139894

12 Operation range

12 - 1 Operation Range





EEDEN22



04/2022



Daikin Europe N.V. participates in the ECP programmes for Fan Coil Units and Variable Refrigerant Flow systems, Daikin Applied Europe S.p.A. participates in the ECP programmes for Liquid Chilling Packages and Hydronic Heat Pumps. Check ongoing validity of certificate: www.eurovent-certification.com

The present publication is drawn up by way of information only and does not constitute an offer binding upon Daikin Europe N.V. / Daikin Central Europe HandelsGmbH. Daikin Europe N.V. / Daikin Central Europe HandelsGmbH have compiled the content of this publication to the best of their knowledge. No express or implied warranty is given for the completeness, accuracy, reliability or fitness for particular purpose of its content and the products and services presented therein. Specifications are subject to change without prior notice. Daikin Europe N.V. / Daikin Central Europe HandelsGmbH explicitly rejects any liability for any direct or indirect damage, in the broadest sense, arising from or related to the use and/or interpretation of this publication. All content is copyrighted by Daikin Europe N.V.